

LEA Name : Southmoreland SD  
Address : 200 Scottle Way  
Scottdale , PA 15683

County : Westmoreland  
AUN Number : 107657503  
LEA Type : SD

**Annual Financial Report  
Accuracy Certification Statement**

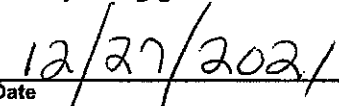
For Fiscal Year Ending  
6/30/2021

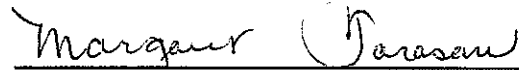
Pennsylvania Department of Education  
&  
Office of Comptroller Operations

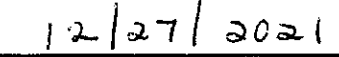
PDE-2056: Intermediate Unit  
PDE-2057: School District, AVTS/CTC, Charter School,  
and Special Program Jointure

**CERTIFICATION: By signing this page I agree that the electronic data submitted is a complete and accurate statement of the financial operations and status of the local education agency for the fiscal year. It has been prepared in accordance with generally accepted accounting principles and established Commonwealth of PA reporting guidelines.**

  
\_\_\_\_\_  
Chief School Administrator Signature

  
\_\_\_\_\_  
Date

  
\_\_\_\_\_  
Board Secretary Signature

  
\_\_\_\_\_  
Date

Pamela Mondock  
\_\_\_\_\_  
Contact Person

mondockp@southmoreland.net  
\_\_\_\_\_  
Contact Person E-mail Address

(724)887-2003 Ext :  
\_\_\_\_\_  
Contact Person Telephone Number

\_\_\_\_\_  
Contact Person Fax Number

**Audit Certification**  
**Annual Financial Report:**  
For Fiscal Year Ending 6/30/2021  
**(Pursuant to PA School Code Section 218(b))**

LEA Name : Southmoreland SD  
AUN Number : 107657503  
County : Westmoreland

<b>Audit Certification Due:</b> 12/31/2021
---

**This certification is applicable to the Annual Financial Report data submitted through the Consolidated Financial Reporting System (CFRS).**


CERTIFICATION: By signing this page I agree that the financial statements of the school have been properly audited as noted above pursuant to Article XXIV, and in the auditor's professional opinion, the Annual Financial Report (PDE-2057) submitted through CFRS is materially consistent with the audited financial statements.

Chief School Administrator

  
Signature

12/27/2021  
Date

Board Secretary

  
Signature

12/27/2021  
Date

Pamela Mondock

\_\_\_\_\_  
Contact Person

mondockp@southmoreland.net

\_\_\_\_\_  
Contact Person E-mail Address

(724)887-2003

Ext :

\_\_\_\_\_  
Contact Person Telephone Number

\_\_\_\_\_  
Contact Person Fax Number

<u>Val Number</u>	<u>Description</u>	<u>Justification</u>
30160	<p>Federal IDEA revenue has been reported in revenue code 8512 or 8513 rather than in code 6832 as pass thru funds. Please make corrections or provide an explanation. Receipt of IDEA funded COVID 19 SECIM grants correctly recorded to 8512 can be noted in the justification.</p> <p>REV8512: \$3,514.88 REV8513: \$0.00</p>	<p>Receipt of IDEA funded COVID 19 SECIM GRANT.</p>
30685	<p>Revenue Detail: Current Tax Revenue amount cannot exceed 50% variance from prior year amount. Correct the data or enter a justification.</p> <p>6153, Current AFR Rev Detail: \$327,164.01 6153, Prior AFR Rev Detail: \$178,407.83</p>	<p>With interest rates at an all time low and consumer confidence up - we experienced higher property sales.</p>
50118	<p>SOIN: Reductions/Retirements have been reported for General Obligation Bonds, Authority Building Obligations and Other Long Term Debt however, comparable entries have not been reported in Governmental Fund Expenditure Functions 5110 &amp; 5120, Objects 910 and 920. Please correct or provide a justification.</p> <p>SOIN: GOB, ABO, and Other Long Term Debt Retirements/Repayments: \$2,549,000.00 Governmental Funds Expenditure Detail: Function 5110/5120, Object 910/920: \$2,245,000.00</p>	<p>The difference of \$304,000 represents 'retirement incentives' paid to retirees per collective bargaining agreements that are coded directly to the personnel services function/object PDE code applicable to those former employees.</p>

Amounts Expressed in Whole Dollars	<u>General Fund</u> <u>(10)</u>	<u>Student Sponsored</u> <u>Activity Fund</u> <u>(21)</u>	<u>Public Purpose Trust</u> <u>(27)</u>	<u>Other Compt Approved</u> <u>(28)</u>	<u>Athletic / Activity</u> <u>(29)</u>
<b>Assets And Deferred Outflows Of Resources</b>					
<b>Assets</b>					
0100 Cash and Cash Equivalents	4,382,802				
0110 Investments	1,859,079				
0120 Taxes Receivable	904,768				
0130 Due From Other Funds	38,954				
0141 Due From Other Governments	371,241				
0142 State Revenue Receivable	1,112,156				
0143 Federal Revenue Receivable	93,130				
0145 Other Intergovernmental Revenue Receivable					
0146 Due from Primary Government					
0147 Due from Component Unit					
0150 Other Receivables	678				
0170 Inventories					
0180 Prepaid Expenses (Expenditures)					
0190 Other Current Assets					
<b>Total Assets</b>	<b>\$8,762,808</b>				
0910 Deferred Outflows of Resources					
<b>Total Assets And Deferred Outflows Of Resources</b>	<b>\$8,762,808</b>				

Amounts Expressed in Whole Dollars

Capital Reserve (690)  
1850  
(31)

Capital Reserve (1431)  
(32)

Other Capital Projects  
Fund  
(39)

Debt Service  
(40)

Permanen  
(90)

**Assets And Deferred Outflows Of Resources**

**Assets**

0100 Cash and Cash Equivalents					4,148
0110 Investments					20,000
0120 Taxes Receivable					
0130 Due From Other Funds					
0141 Due From Other Governments					
0142 State Revenue Receivable					
0143 Federal Revenue Receivable					
0145 Other Intergovernmental Revenue Receivable					
0146 Due from Primary Government					
0147 Due from Component Unit					
0150 Other Receivables					
0170 Inventories					
0180 Prepaid Expenses (Expenditures)					
0190 Other Current Assets					

**Total Assets** **\$24,148**

0910 Deferred Outflows of Resources

**Total Assets And Deferred Outflows Of Resources** **\$24,148**

Amounts Expressed in Whole Dollars

**Total Governmental Funds**

**Assets And Deferred Outflows Of Resources**

<b>Assets</b>	
0100 Cash and Cash Equivalents	4,386,951
0110 Investments	1,879,079
0120 Taxes Receivable	904,768
0130 Due From Other Funds	38,954
0141 Due From Other Governments	371,241
0142 State Revenue Receivable	1,112,156
0143 Federal Revenue Receivable	93,130
0145 Other Intergovernmental Revenue Receivable	
0146 Due from Primary Government	
0147 Due from Component Unit	
0150 Other Receivables	678
0170 Inventories	
0180 Prepaid Expenses (Expenditures)	
0190 Other Current Assets	
<b>Total Assets</b>	<b>\$8,786,957</b>
0910 Deferred Outflows of Resources	
<b>Total Assets And Deferred Outflows Of Resources</b>	<b>\$8,786,957</b>

Amounts Expressed in Whole Dollars

	<u>General Fund</u> <u>(10)</u>	<u>Student Sponsored</u> <u>Activity Fund</u> <u>(21)</u>	<u>Public Purpose Trust</u> <u>(27)</u>	<u>Other Compt Approved</u> <u>(28)</u>	<u>Athletic / Activit</u> <u>(29)</u>
<b>Liabilities And Deferred Inflows Of Resources And Fund Balances</b>					
<b>Liabilities</b>					
0400 Due to Other Funds		14,819			
0411 Due to Other Governments					
0412 Due to Primary Government					
0413 Due to Component Unit					
0420 Accounts Payable		622,819			
0430 Contracts Payable					
0440 Current Portion of Long-Term Debt					
0450 Short-Term Payables					
0461 Accrued Salaries and Benefits		3,351,884			
0462 Payroll Deductions and Withholding		34,602			
0480 Unearned Revenues		855,264			
0490 Other Current Liabilities					
<b>Total Liabilities</b>		<b>\$4,879,388</b>			
0950 Deferred Inflows of Resources		34,207			
<b>Fund Balances</b>					
0810 Nonspendable Fund Balance					
0820 Restricted Fund Balance					
0830 Committed Fund Balance					
0840 Assigned Fund Balance		868,270			
0850 Unassigned Fund Balance		2,980,943			
<b>Total Fund Balances</b>		<b>\$3,849,213</b>			
<b>Total Liabilities, Deferred Inflows Of Resources And Fund Balances</b>		<b>\$8,762,808</b>			

Amounts Expressed in Whole Dollars	<u>Capital Reserve (690.</u>	<u>Capital Reserve (1431)</u>	<u>Other Capital Projects</u>	<u>Debt Service</u>	<u>Permanen</u>
	<u>1850)</u>	<u>(32)</u>	<u>Fund</u>	<u>(40)</u>	<u>(90)</u>
	<u>(31)</u>		<u>(39)</u>		
<b>Liabilities And Deferred Inflows Of Resources And Fund Balances</b>					
<b>Liabilities</b>					
0400 Due to Other Funds					
0411 Due to Other Governments					
0412 Due to Primary Government					
0413 Due to Component Unit					
0420 Accounts Payable					
0430 Contracts Payable					
0440 Current Portion of Long-Term Debt					
0450 Short-Term Payables					
0461 Accrued Salaries and Benefits					
0462 Payroll Deductions and Withholding					
0480 Unearned Revenues					
0490 Other Current Liabilities					
<b>Total Liabilities</b>					
0950 Deferred Inflows of Resources					
<b>Fund Balances</b>					
0810 Nonspendable Fund Balance					
0820 Restricted Fund Balance					24,149
0830 Committed Fund Balance					
0840 Assigned Fund Balance					
0850 Unassigned Fund Balance					
<b>Total Fund Balances</b>					<b>\$24,149</b>
<b>Total Liabilities, Deferred Inflows Of Resources And Fund Balances</b>					<b>\$24,149</b>



Amounts Expressed in Whole Dollars

**Total Governmental Funds**

**Liabilities And Deferred Inflows Of Resources And Fund Balances**

**Liabilities**

0400 Due to Other Funds	14,819
0411 Due to Other Governments	
0412 Due to Primary Government	
0413 Due to Component Unit	
0420 Accounts Payable	622,819
0430 Contracts Payable	
0440 Current Portion of Long-Term Debt	
0450 Short-Term Payables	
0461 Accrued Salaries and Benefits	3,351,884
0462 Payroll Deductions and Withholding	34,602
0480 Unearned Revenues	855,264
0490 Other Current Liabilities	

**Total Liabilities** **\$4,879,388**

0950 Deferred Inflows of Resources	34,207
------------------------------------	--------

**Fund Balances**

0810 Nonspendable Fund Balance	
0820 Restricted Fund Balance	24,149
0830 Committed Fund Balance	
0840 Assigned Fund Balance	868,270
0850 Unassigned Fund Balance	2,980,943

**Total Fund Balances** **\$3,873,362**

**Total Liabilities, Deferred Inflows Of Resources And Fund Balances** **\$8,786,957**

Amounts Expressed in Whole Dollars	<u>General Fund</u> (10)	<u>Student Sponsored</u> <u>Activity Fund</u> (21)	<u>Public Purpose Trust</u> (27)	<u>Other Compt Approved</u> (28)	<u>Athletic / Activity</u> (29)
<b>Revenues</b>					
6000 Revenue from Local Sources	13,058,626				
7000 Revenue from State Sources	17,299,818				
8000 Revenue from Federal Sources	1,071,009				
<b>Total Revenues</b>	<b>\$31,429,453</b>				
<b>Expenditures</b>					
1000 Instruction	18,653,016				
2000 Support Services	8,859,986				
3000 Operation of Non-Instructional Services	618,019				
4000 Facilities Acquisition, Construction and Improvement Services	76,009				
5110 Debt Service	2,778,794				
5130 Refund of Prior Year Revenues / Receipts	121				
<b>Total Expenditures</b>	<b>\$30,985,945</b>				
<b>Excess (Deficiency) Of Revenues Over Expenditures</b>	<b>\$443,508</b>				
<b>Other Financing Sources (Uses)</b>					
9110 Face Value of Bonds Issued					
9120 Proceeds from Refunding of Bonds					
9130 Bond Premiums					
9200 Proceeds from Extended-Term Financing					
9300 Interfund Transfers - IN					
9400 Sale of or Compensation for Loss of Fixed Assets	150,000				
9710 Transfers from Component Units					
9720 Transfers from Primary Governments					
9910 Other Financing Sources Not Listed in the 9000 Series					
9990 Insurance Recoveries					
5120 Debt Service – Refunded Bonds					
5150 Bond Discounts					
5200 Interfund Transfers – Out					
5300 Transfers Out to Component Units/Primary Governments					
<b>Total Other Financing Sources (Uses)</b>	<b>\$150,000</b>				

Amounts Expressed In Whole Dollars	<u>Capital Reserve (690)</u> <u>1850</u> <u>(31)</u>	<u>Capital Reserve (1431)</u> <u>(32)</u>	<u>Other Capital Projects</u> <u>Fund</u> <u>(39)</u>	<u>Debt Service</u> <u>(40)</u>	<u>Permanen</u> <u>(90)</u>
<b>Revenues</b>					
6000 Revenue from Local Sources					13!
7000 Revenue from State Sources					
8000 Revenue from Federal Sources					
<b>Total Revenues</b>					<b>\$13!</b>
<b>Expenditures</b>					
1000 Instruction					
2000 Support Services					
3000 Operation of Non-Instructional Services					
4000 Facilities Acquisition, Construction and Improvement Services					
5110 Debt Service					
5130 Refund of Prior Year Revenues / Receipts					
<b>Total Expenditures</b>					
<b>Surplus (Deficiency) Of Revenues Over Expenditures</b>					<b>\$13!</b>
<b>Other Financing Sources (Uses)</b>					
9110 Face Value of Bonds Issued					
9120 Proceeds from Refunding of Bonds					
9130 Bond Premiums					
9200 Proceeds from Extended-Term Financing					
9300 Interfund Transfers - IN					
9400 Sale of or Compensation for Loss of Fixed Assets					
9710 Transfers from Component Units					
9720 Transfers from Primary Governments					
9910 Other Financing Sources Not Listed in the 9000 Series					
9990 Insurance Recoveries					
5120 Debt Service -- Refunded Bonds					
5150 Bond Discounts					
5200 Interfund Transfers -- Out					
5300 Transfers Out to Component Units/Primary Governments					
<b>Total Other Financing Sources (Uses)</b>					

Amounts Expressed in Whole Dollars

Total Governmental  
Funds**Revenues**

6000 Revenue from Local Sources	13,058,761
7000 Revenue from State Sources	17,299,818
8000 Revenue from Federal Sources	1,071,009

<b>Total Revenues</b>	<b>\$31,429,588</b>
-----------------------	---------------------

**Expenditures**

1000 Instruction	18,653,016
2000 Support Services	8,859,986
3000 Operation of Non-Instructional Services	618,019
4000 Facilities Acquisition, Construction and Improvement Services	76,009
5110 Debt Service	2,778,794
5130 Refund of Prior Year Revenues / Receipts	121

<b>Total Expenditures</b>	<b>\$30,985,945</b>
---------------------------	---------------------

<b>Excess (Deficiency) Of Revenues Over Expenditures</b>	<b>\$443,643</b>
--	------------------

**Other Financing Sources (Uses)**

9110 Face Value of Bonds Issued	
9120 Proceeds from Refunding of Bonds	
9130 Bond Premiums	
9200 Proceeds from Extended-Term Financing	
9300 Interfund Transfers - IN	
9400 Sale of or Compensation for Loss of Fixed Assets	150,000
9710 Transfers from Component Units	
9720 Transfers from Primary Governments	
9910 Other Financing Sources Not Listed in the 9000 Series	
9990 Insurance Recoveries	
5120 Debt Service – Refunded Bonds	
5150 Bond Discounts	
5200 Interfund Transfers – Out	
5300 Transfers Out to Component Units/Primary Governments	

<b>Total Other Financing Sources (Uses)</b>	<b>\$150,000</b>
---	------------------

Amounts Expressed In Whole Dollars

	<u>General Fund</u> (10)	<u>Student Sponsored</u> <u>Activity Fund</u> (21)	<u>Public Purpose Trust</u> (27)	<u>Other Compt Approved</u> (28)	<u>Athletic / Activit</u> (29)
<b>Special And Extraordinary Items</b>					
9920 Special Items – Gains					
9930 Extraordinary Items – Gains					
5520 Special Items – Losses					
5530 Extraordinary Items – Losses					
<b>Net Change In Fund Balances</b>	<b>\$593,508</b>				
<b>Fund Balance</b>					
0001 Fund Balance - Beginning of Fiscal Year	3,255,706				
<b>Fund Balance - End Of Year</b>	<b>\$3,849,214</b>				

Amounts Expressed in Whole Dollars	<u>Capital Reserve (690)</u>	<u>Capital Reserve (1431)</u>	<u>Other Capital Projects</u>	<u>Debt Service</u>	<u>Permanen</u>
	<u>1850</u>	<u>(32)</u>	<u>Fund</u>	<u>(40)</u>	<u>(90)</u>
	<u>(31)</u>		<u>(39)</u>		
<b>Special And Extraordinary Items</b>					
9920 Special Items – Gains					
9930 Extraordinary Items – Gains					
5520 Special Items – Losses					
5530 Extraordinary Items – Losses					
<b>Net Change In Fund Balances</b>					<b>\$131</b>
<b>Fund Balance</b>					
0001 Fund Balance - Beginning of Fiscal Year					24,014
<b>Fund Balance - End Of Year</b>					<b>\$24,145</b>

Amounts Expressed in Whole Dollars

Total Governmental Funds

**Special And Extraordinary Items**

9920 Special Items – Gains

9930 Extraordinary Items – Gains

5520 Special Items – Losses

5530 Extraordinary Items – Losses

**Net Change In Fund Balances**

**\$593,643**

**Fund Balance**

0001 Fund Balance - Beginning of Fiscal Year

3,279,720

**Fund Balance - End Of Year**

**\$3,873,363**

Amounts Expressed in Whole Dollars	<u>Food Service</u> (51)	<u>Child Care</u> <u>Operations</u> (52)	<u>Other Enterprise</u> (58)	<u>TOTAL</u>	<u>Internal Service</u> (60)
<b>Assets And Deferred Outflows Of Resources</b>					
<b>Current Assets</b>					
0100 Cash and Cash Equivalents	356,513			356,513	
0110 Investments	208,572			208,572	
0130 Due From Other Funds	14,819			14,819	
0141 Due From Other Governments					
0142 State Revenue Receivable					
0143 Federal Revenue Receivable	51,216			51,216	
0146 Due from Primary Government					
0147 Due from Component Unit					
0150 Other Receivables	2,871			2,871	
0170 Inventories	29,897			29,897	
0180 Prepaid Expenses (Expenditures)					
0190 Other Current Assets					
<b>Total Current Assets</b>	<b>\$663,888</b>			<b>\$663,888</b>	
<b>Noncurrent Assets</b>					
0211 Land					
0212 Site Improvements (Net)					
0220 Buildings and Building Improvements (Net)					
0230 Machinery, Equipment and Furniture (Net)	201,399			201,399	
0250 Construction in Progress					
0260 Long Term Prepayments					
0290 Other Noncurrent Assets					
<b>Total Noncurrent Assets</b>	<b>\$201,399</b>			<b>\$201,399</b>	
0910 Deferred Outflows of Resources	200,504			200,504	
<b>Total Assets And Deferred Outflows Of Resources</b>	<b>\$1,065,791</b>			<b>\$1,065,791</b>	



Amounts Expressed in Whole Dollars	<u>Food Service</u> (51)	<u>Child Care</u> <u>Operations</u> (52)	<u>Other Enterprise</u> (58)	<u>TOTAL</u>	<u>Internal Service</u> (60)
<b>Liabilities And Deferred Inflows Of Resources And Net Position</b>					
<b>Current Liabilities</b>					
0400 Due to Other Funds	38,954			38,954	
0411 Due to Other Governments					
0413 Due to Component Unit					
0420 Accounts Payable	11,413			11,413	
0430 Contracts Payable					
0440 Current Portion of Long-Term Debt					
0450 Short-Term Payables					
0461 Accrued Salaries and Benefits					
0462 Payroll Deductions and Withholding					
0480 Unearned Revenues	45,587			45,587	
0490 Other Current Liabilities					
<b>Total Current Liabilities</b>	<b>\$95,954</b>			<b>\$95,954</b>	
<b>Noncurrent Liabilities</b>					
0510 Bonds Payable					
0520 Extended-Term Financing Agreements Payable					
0530 Lease-Purchase Obligations					
0540 Accumulated Compensated Absences	50,655			50,655	
0550 Authority Lease Obligations					
0560 Other Post-Employment Benefits (OPEB)	56,460			56,460	
0570 Net Pension Liability	1,288,080			1,288,080	
0599 Other Noncurrent Liabilities					
<b>Total Noncurrent Liabilities</b>	<b>\$1,395,195</b>			<b>\$1,395,195</b>	
<b>Total Liabilities</b>	<b>\$1,491,149</b>			<b>\$1,491,149</b>	
0950 Deferred Inflows of Resources	90,990			90,990	
<b>Net Position</b>					
0791 Net Investment in Capital Assets					
0008 Restricted Net Position (0792 – 0798)					
0799 Unrestricted Net Position	(516,348)			(516,348)	
<b>Total Net Position</b>	<b>(\$516,348)</b>			<b>(\$516,348)</b>	
<b>Total Liabilities And Deferred Inflows Of Resources And Net Position</b>	<b>\$1,065,791</b>			<b>\$1,065,791</b>	

Amounts Expressed in Whole Dollars	<u>Food Service</u> (51)	<u>Child Care Operations</u> (52)	<u>Other Enterprise</u> (58)	<u>TOTAL</u>	<u>Internal Service</u> (60)
<b>Operating Revenues</b>					
6600 Food Service Revenue	23,496			23,496	
0071 Charges for Services					
0072 Other Operating Revenue					
<b>Total Operating Revenues</b>	<b>\$23,496</b>			<b>\$23,496</b>	
<b>Operating Expenses</b>					
100 Personnel Services – Salaries	273,015			273,015	
200 Personnel Services – Employee Benefits	226,940			226,940	
300 Purchased Professional and Technical Services	1,221			1,221	
400 Purchased Property Services	3,675			3,675	
500 Other Purchased Services	638			638	
600 Supplies	258,589			258,589	
740 Depreciation	44,063			44,063	
810 Dues and Fees					
880 Refunds of Prior Years' Receipts					
890 Miscellaneous Expenditures	2,237			2,237	
<b>Total Operating Expenses</b>	<b>\$810,378</b>			<b>\$810,378</b>	
<b>Operating Income (Loss)</b>	<b>(\$786,882)</b>			<b>(\$786,882)</b>	
<b>Non Operating Revenues (Expenses)</b>					
6500 Earnings on Investments	47			47	
6920 Contributions and Donations from Private Sources	5			5	
6930 Gains or Losses on Sale of Fixed Assets					
6991 Refunds of a Prior Year Expenditure					
7000 Revenue from State Sources	56,067			56,067	
8000 Revenue from Federal Sources	812,732			812,732	
9990 Insurance Recoveries					
820 Claims and Judgments Against the LEA					
830 Interest					
<b>TOTAL Non Operating Revenues (Expenses)</b>	<b>\$868,851</b>			<b>\$868,851</b>	
<b>Income (Loss) Before Contributions And Transfers</b>	<b>\$81,969</b>			<b>\$81,969</b>	

Amounts Expressed in Whole Dollars	<u>Food Service</u> (51)	<u>Child Care Operations</u> (52)	<u>Other Enterprise</u> (58)	<u>TOTAL</u>	<u>Internal Service</u> (60)
<b>Contributions, Transfers, and Special and Extraordinary Items</b>					
5200 Interfund Transfers -- Out					
5300 Transfers Out to Component Units/Primary Governments					
5520 Special Items -- Losses					
5530 Extraordinary Items -- Losses					
9300 Interfund Transfers - IN					
9500 Capital Contributions					
9700 Transfers IN From Component Units/Primary Governments					
9920 Special Items -- Gains					
9930 Extraordinary Items -- Gains					
<b>Change in Net Position:</b>	<b>\$81,969</b>			<b>\$81,969</b>	
0002 Net Position - Beginning of Fiscal Year	(598,317)			(598,317)	
0003 Accounting Changes / Residual Equity Transfers					
<b>Net Position - End Of Year:</b>	<b>(\$516,348)</b>			<b>(\$516,348)</b>	

Amounts Expressed in Whole Dollars	<u>Food Service</u> (51)	<u>Child Care Operations</u> (52)	<u>Other Enterprise</u> (58)	<u>TOTAL</u>	<u>Internal Service(60)</u>
<b>Cash Flows From Operating Activities</b>					
0011 Cash Receipts From Users	24,852			24,852	
0012 Cash Receipts From Assessments Made to Other Funds					
0013 Cash Receipts From Earnings on Investments					
0014 Cash Receipts From Other Operating Revenue					
0015 Cash Payments To Employees For Services	499,253			499,253	
0016 Cash Payments For Insurance Claims					
0017 Cash Payments To Suppliers For Goods and Services	182,656			182,656	
0018 Cash Payments For Other Operating Expenses					
<b>Net Cash Provided By (Used For) Operating Activities</b>	<b>(\$657,057)</b>			<b>(\$657,057)</b>	
<b>Cash Flows From Non-Capital Financing Activities</b>					
0021 Receipts From Local Sources - 6000	5			5	
0022 Receipts From State Sources - 7000	58,897			58,897	
0023 Receipts From Federal Sources -8000	715,947			715,947	
0024 Notes and Loans Received (Repaid)					
0025 Interest Paid on Notes/Loans - 5100-830					
0026 Operating Transfers In (Out)/Residual Equity Trans					
0027 Operating Transfers In (Out) Primary Government / Comp Unit					
0028 Receipts From Refund of Prior Year Expenditures - 6991					
0029 Special and Extraordinary Gains (losses)					
0030 Receipts from Insurance Recoveries -9990					
<b>Net Cash Prov By (Used for) Non-Capital Financing Activities</b>	<b>\$774,849</b>			<b>\$774,849</b>	
<b>Cash Flows From Capital and Related Financing Activities</b>					
0031 Payments For Fac Acq, Const, and Imp - 4000					
0032 Gain / (Loss) on Sale of Fixed Assets - 6930					
0033 Proceeds From Extended Term Financing - 9200					
0034 Principal Paid on Financing Agreements					
0035 Interest Paid on Financing Agreements - 5100-830					
0036 (Inc) Dec in Contributed Capital					
<b>Net Cash Prov By (Used for) Capital and Related Financing Activities</b>					
<b>Cash Flows From Investing Activities</b>					
0041 Earnings on Investments - 6500	5			5	
0042 Purchase of Inv Securities / Deposits to Inv Pools					
0043 Receipts From Investment Pool Withdrawals					
0044 Proceeds from Sale and Maturity of Inv Securities					

0045 Loans Received (Paid)

<b>Net Cash Prov By (Used for) Investing Activities</b>	<b>\$5</b>	<b>\$5</b>
---	------------	------------

	<u>Food Service</u> (51)	<u>Child Care Operations</u> (52)	<u>Other Enterprise</u> (58)	<u>TOTAL</u>	<u>Internal Service</u> (60)
<b>Net Increase (Decrease) in Cash Flows</b>	117,797			117,797	
0004 Cash and Cash Equivalents Beginning of Year	238,721			238,721	
<b>Cash and Cash Equivalents at Year End</b>	<b>\$356,518</b>			<b>\$356,518</b>	
<hr/>					
<b>Reconciliation of Operating Income (Loss) To Net Cash Provided by (Used For) Operating Activities</b>					
0005 Operating Income (Loss) per REP	(786,882)			(786,882)	
<b>Adjustments</b>					
0051 Depreciation and Net Amortization	44,063			44,063	
0052 Provision for Uncollectible Accounts					
0053 Other Adjustments	73,025			73,025	
<b>Effect of Changes in Assets, Liabilities, Deferred Outflows and Deferred Inflows</b>					
0054 (Inc) Dec In Accounts Receivable (0120-0150)	1,356			1,356	
0055 Advances to Other Funds (0160)	6,269			6,269	
0056 (Inc) Dec in Inventories (0170)	5,678			5,678	
0057 (Inc) Dec in Prepaid Expenses (0180)					
0058 (Inc) Dec in Other Current or Noncurrent Assets					
0064 Deferred Outflows (0910)	(26,851)			(26,851)	
0059 Inc (Dec) in Accounts Payable (0400-0450)	11,389			11,389	
0060 Inc (Dec) in Accrued Salaries/Benefits (0461)					
0065 Inc (Dec) in Net Pension Liabilities (0570)	(3,120)			(3,120)	
0066 Inc (Dec) in Other Postemp Benefit Oblig (0560)	(2,250)			(2,250)	
0061 Inc (Dec) in Payroll Deductions/Withholding (0462)					
0062 Inc (Dec) in Unearned Revenue (0480)	(6,469)			(6,469)	
0063 Inc (Dec) in Other Current or Noncurrent Liabilities	2,075			2,075	
0067 Deferred Inflows (0950)	24,660			24,660	
<b>Total Adjustments</b>	<b>\$129,825</b>			<b>\$129,825</b>	
<b>Cash Provided By (Used for) Total</b>	<b>(\$657,057)</b>			<b>(\$657,057)</b>	

COMBINED STATEMENT OF CASH FLOWS  
SCHEDULE OF NONCASH INVESTING, CAPITAL, AND FINANCING ACTIVITIES

Explanation of Transaction and Balance Sheet Effect Amount

Total

Amounts Expressed in Whole Dollars

Private Purpose Trust  
(71)

Investment Trust  
(72)

Pension Trust  
(73)

Student Activity Custodial  
(81)

**Assets And Deferred Outflows Of Resources**

**Assets**

0100 Cash and Cash Equivalents					137,646
0110 Investments					
0130 Due From Other Funds					
0140 Due from Other Governments, Primary Government and Component Units					
0150 Other Receivables					
0170 Inventories					
0180 Prepaid Expenses (Expenditures)					
0190 Other Current Assets					
0220 Buildings and Building Improvements (Net)					
0230 Machinery, Equipment and Furniture (Net)					

**Total Assets** **\$137,646**

0910 Deferred Outflows of Resources

**Total Assets And Deferred Outflows Of Resources** **\$137,646**



Amounts Expressed In Whole Dollars	<u>Other Custodial</u> <u>(89)</u>	<u>Fiduciary Component Units</u> <u>(98)</u>	<u>Total Fiduciary Funds</u>
<b>Assets And Deferred Outflows Of Resources</b>			
<b>Assets</b>			
0100 Cash and Cash Equivalents			137,646
0110 Investments			
0130 Due From Other Funds			
0140 Due from Other Governments, Primary Government and Component Units			
0150 Other Receivables			
0170 Inventories			
0180 Prepaid Expenses (Expenditures)			
0190 Other Current Assets			
0220 Buildings and Building Improvements (Net)			
0230 Machinery, Equipment and Furniture (Net)			
<b>Total Assets</b>			<b>\$137,646</b>
0910 Deferred Outflows of Resources			
<b>Total Assets And Deferred Outflows Of Resources</b>			<b>\$137,646</b>

Amounts Expressed in Whole Dollars

Private Purpose Trust  
(71)

Investment Trust  
(72)

Pension Trust  
(73)

Student Activity Custodial  
(81)

**Liabilities, Deferred Inflows Of Resources And Net Position**

**Liabilities**

- 0400 Due to Other Funds
- 0410 Due to Other Governments, Primary Government and Component Units
- 0420 Accounts Payable
- 0430 Contracts Payable
- 0450 Short-Term Payables
- 0460 Payroll Accruals and Withholdings
- 0480 Unearned Revenues
- 0490 Other Current Liabilities

**Total Liabilities**

- 0950 Deferred Inflows of Resources

**Net Position**

- 0791 Net Investment in Capital Assets
- 0009 Restricted Net Position (0792 – 0798)
- 0799 Unrestricted Net Position

**Total Net Position**

**Total Liabilities, Deferred Inflows Of Resources And Net Position**

137,646

**\$137,646**

**\$137,646**

Amounts Expressed in Whole Dollars	<u>Other Custodial</u> (89)	<u>Fiduciary Component Units</u> (98)	<u>Total Fiduciary Funds</u>
<b>Liabilities, Deferred Inflows Of Resources And Net Position</b>			
<b>Liabilities</b>			
0400 Due to Other Funds			
0410 Due to Other Governments, Primary Government and Component Units			
0420 Accounts Payable			
0430 Contracts Payable			
0450 Short-Term Payables			
0460 Payroll Accruals and Withholdings			
0480 Unearned Revenues			
0490 Other Current Liabilities			
<b>Total Liabilities</b>			
0950 Deferred Inflows of Resources			
<b>Net Position</b>			
0791 Net Investment in Capital Assets			
0009 Restricted Net Position (0792 – 0798)			
0799 Unrestricted Net Position			137,646
<b>Total Net Position</b>			<b>\$137,646</b>
<b>Total Liabilities, Deferred Inflows Of Resources And Net Position</b>			<b>\$137,646</b>

Amounts Expressed in Whole Dollars	<u>Private Purpose Trust</u> (71)	<u>Investment Trust</u> (72)	<u>Pension Trust</u> (73)	<u>Student Activity</u> <u>Custodial</u> (81)	<u>Other Custodial</u> (89)	<u>Fiduciary Component</u> <u>Units</u> (98)
<b>Additions</b>						
0091 Gifts and Contributions						
0095 Net Investment Earnings						
0092 Other Additions				23,060		
<b>Deductions</b>						
0093 Scholarships Awarded						
0094 Other Deductions				28,909		
<b>Change in Net Position</b>				<b>(\$5,849)</b>		
0006 Net Position – Beginning of Fiscal Year				143,495		
0007 Net Position Held in Trust for Pension Benefits						
<b>Net Position - End of Fiscal Year</b>				<b>\$137,646</b>		

Amounts Expressed in Whole Dollars	<u>Total Fiduciary Funds</u>
<b>Additions</b>	
0091 Gifts and Contributions	
0095 Net Investment Earnings	
0092 Other Additions	23,060
<b>Deductions</b>	
0093 Scholarships Awarded	
0094 Other Deductions	28,909
<b>Change in Net Position</b>	<b>(\$5,849)</b>
0006 Net Position – Beginning of Fiscal Year	143,495
0007 Net Position Held in Trust for Pension Benefits	
<b>Net Position - End of Fiscal Year</b>	<b>\$137,646</b>

Amounts Expressed in Whole Dollars

Total Fiduciary Funds

**Additions**

0091 Gifts and Contributions	
0095 Net Investment Earnings	
0092 Other Additions	23,060

**Deductions**

0093 Scholarships Awarded	
0094 Other Deductions	28,909

**Change in Net Position**

**(\$5,849)**

0006 Net Position – Beginning of Fiscal Year	143,495
0007 Net Position Held in Trust for Pension Benefits	

**Net Position - End of Fiscal Year**

**\$137,646**

**Revenue Reported  
In Current Year**

**Revenue from State Sources**

111 Basic Education Funding-Formula	9,750,803.71
112 Basic Education Funding-Social Security	553,795.82
160 Tuition for Orphans Subsidy	12,885.30
271 Special Education funds for School-Aged Pupils	1,463,762.97
311 Pupil Transportation Subsidy	991,891.14
312 Nonpublic and Charter School Pupil Transportation Subsidy	23,100.00
320 Rental and Sinking Fund Payments / Building Reimbursement Subsidy	750,633.27
330 Health Services (Medical, Dental, Nurse, Act 25)	33,870.59
340 State Property Tax Reduction Allocation	938,639.98
361 School Safety and Security Grants	35,000.00
505 Ready to Learn Block Grant	357,264.00
506 PAsmart Grants	5,684.87
320 State Share of Retirement Contributions	2,382,486.65
<b>TOTAL Revenue from State Sources</b>	<b>\$17,299,818.30</b>

**Revenue Reported  
In Current Year**

**Revenue from Federal Sources**

8512 IDEA, Part B	3,514.88
8514 NCLB, Title I - Improving the Academic Achievement of the Disadvantaged	392,053.00
8515 NCLB, Title II - Preparing, Training and Recruiting High Quality Teachers and Principals	59,394.00
8517 NCLB, Title IV - 21st Century Schools	28,374.46
8741 Elementary and Secondary School Emergency Relief Fund (ESSER)	346,363.44
8749 Other CARES Act Funding	238,934.90
8820 Medical Assistance Reimbursement for Administrative Claiming (Quarterly) Program	2,374.00
<b>TOTAL Revenue from Federal Sources</b>	<b>\$1,071,008.68</b>



Revenue Reported  
In Current Year

Other Financing Sources

100 Sale of or Compensation for Loss of Fixed Assets

150,000.00

**TOTAL Other Financing Sources**

**\$150,000.00**

**TOTAL FROM ALL SOURCES**

**\$31,579,453.04**

**\$12,579,453.04**

	<u>General Fund (10)</u>	<u>Student Sponsored Activity Fund (21)</u>	<u>Public Purpose Trust (27)</u>	<u>Other Compt Approved (28)</u>	<u>Athletic / Activity (29)</u>	<u>Capital Reserve (690, 1850) (31)</u>
<b>300 Revenue from Local Sources</b>						
6111 Current Real Estate Taxes	9,489,324.20					
6112 Interim Real Estate Taxes	38,733.33					
6113 Public Utility Realty Taxes	10,864.92					
6114 Payments in Lieu of Current Taxes - State / Local	133,303.67					
6143 Current Act 511 Local Services Taxes	48,966.15					
6151 Current Act 511 Earned Income Taxes	1,521,326.33					
6153 Current Act 511 Real Estate Transfer Taxes	327,164.01					
6411 Delinquent Real Estate Taxes	990,660.89					
6451 Delinquent Act 511 Earned Income Taxes	19,109.56					
6500 Earnings on Investments	1,716.35					
6700 Revenues from LEA Activities	17,200.00					
6832 Federal IDEA Revenue Received as Pass Through	374,439.17					
6910 Rentals	19,153.95					
6920 Contributions and Donations from Private Sources	20,994.45					
6962 Other Services Provided Other Pennsylvania LEAs	1,200.00					
6991 Refunds of a Prior Year Expenditure	40,638.17					
6999 Other Revenues Not Specified Above	3,830.91					
<b>300 Total Revenue from Local Sources</b>	<b>\$13,058,626.06</b>					
<b>300 Revenue from State Sources</b>						
7111 Basic Education Funding-Formula	9,750,803.71					
7112 Basic Education Funding-Social Security	553,795.82					
7160 Tuition for Orphans Subsidy	12,885.30					
7271 Special Education funds for School-Aged Pupils	1,463,762.97					
7311 Pupil Transportation Subsidy	991,891.14					
7312 Nonpublic and Charter School Pupil Transportation Subsidy	23,100.00					
7320 Rental and Sinking Fund Payments / Building Reimbursement Subsidy	750,633.27					
7330 Health Services (Medical, Dental, Nurse, Act 25)	33,870.59					
7340 State Property Tax Reduction Allocation	938,639.98					
7361 School Safety and Security Grants	35,000.00					
7505 Ready to Learn Block Grant	357,264.00					
7506 PAsmart Grants	5,684.87					
7820 State Share of Retirement Contributions	2,382,486.65					
<b>300 Total Revenue from State Sources</b>	<b>\$17,299,818.30</b>					
<b>300 Revenue from Federal Sources</b>						
8512 IDEA, Part B	3,514.88					

	<u>Capital Reserve</u> <u>(1431) (32)</u>	<u>Other Capital</u> <u>Projects Fund (39)</u>	<u>Debt Service (40)</u>	<u>Permanent (90)</u>	<u>Total</u>
<b>00 Revenue from Local Sources</b>					
6111 Current Real Estate Taxes					9,489,324.20
6112 Interim Real Estate Taxes					38,733.33
6113 Public Utility Realty Taxes					10,864.92
6114 Payments in Lieu of Current Taxes - State / Local					133,303.67
6143 Current Act 511 Local Services Taxes					48,966.15
6151 Current Act 511 Earned Income Taxes					1,521,326.33
6153 Current Act 511 Real Estate Transfer Taxes					327,164.01
6411 Delinquent Real Estate Taxes					990,660.89
6451 Delinquent Act 511 Earned Income Taxes					19,109.56
6500 Earnings on Investments				135.00	1,851.35
6700 Revenues from LEA Activities					17,200.00
6832 Federal IDEA Revenue Received as Pass Through					374,439.17
6910 Rentals					19,153.95
6920 Contributions and Donations from Private Sources					20,994.45
6962 Other Services Provided Other Pennsylvania LEAs					1,200.00
6991 Refunds of a Prior Year Expenditure					40,638.17
6999 Other Revenues Not Specified Above					3,830.91
<b>00 Total Revenue from Local Sources</b>				<b>\$135.00</b>	<b>\$13,058,761.06</b>
<b>00 Revenue from State Sources</b>					
7111 Basic Education Funding-Formula					9,750,803.71
7112 Basic Education Funding-Social Security					553,795.82
7160 Tuition for Orphans Subsidy					12,885.30
7271 Special Education funds for School-Aged Pupils					1,463,762.97
7311 Pupil Transportation Subsidy					991,891.14
7312 Nonpublic and Charter School Pupil Transportation Subsidy					23,100.00
7320 Rental and Sinking Fund Payments / Building Reimbursement Subsidy					750,633.27
7330 Health Services (Medical, Dental, Nurse, Act 25)					33,870.59
7340 State Property Tax Reduction Allocation					938,639.98
7361 School Safety and Security Grants					35,000.00
7505 Ready to Learn Block Grant					357,264.00
7506 PAsmart Grants					5,684.87
7820 State Share of Retirement Contributions					2,382,486.65
<b>00 Total Revenue from State Sources</b>					<b>\$17,299,818.30</b>
<b>00 Revenue from Federal Sources</b>					
8512 IDEA, Part B					3,514.88

	<u>General Fund (10)</u>	<u>Student Sponsored Activity Fund (21)</u>	<u>Public Purpose Trust (27)</u>	<u>Other Compt Approved (28)</u>	<u>Athletic / Activity (29)</u>	<u>Capital Reserve (690, 1850) (31)</u>
<b>000 Revenue from Federal Sources</b>						
8514 NCLB, Title I - Improving the Academic Achievement of the Disadvantaged	392,053.00					
8515 NCLB, Title II - Preparing, Training and Recruiting High Quality Teachers and Principals	59,394.00					
8517 NCLB, Title IV - 21st Century Schools	28,374.46					
8741 Elementary and Secondary School Emergency Relief Fund (ESSER)	346,363.44					
8749 Other CARES Act Funding	238,934.90					
8820 Medical Assistance Reimbursement for Administrative Claiming (Quarterly) Program	2,374.00					
<b>000 Total Revenue from Federal Sources</b>	<b>\$1,071,008.68</b>					
<b>000 Other Financing Sources</b>						
9400 Sale of or Compensation for Loss of Fixed Assets	150,000.00					
<b>000 Total Other Financing Sources</b>	<b>\$150,000.00</b>					
<b>Total From All Sources</b>	<b>\$31,579,453.04</b>					

	<u>Capital Reserve</u> <u>(1431) (32)</u>	<u>Other Capital</u> <u>Projects Fund (39)</u>	<u>Debt Service (40)</u>	<u>Permanent (90)</u>	<u>Total</u>
<b>30 Revenue from Federal Sources</b>					
8514 NCLB, Title I - Improving the Academic Achievement of the Disadvantaged					392,053.00
8515 NCLB, Title II - Preparing, Training and Recruiting High Quality Teachers and Principals					59,394.00
8517 NCLB, Title IV - 21st Century Schools					28,374.46
8741 Elementary and Secondary School Emergency Relief Fund (ESSER)					346,363.44
8749 Other CARES Act Funding					238,934.90
8820 Medical Assistance Reimbursement for Administrative Claiming (Quarterly) Program					2,374.00
<b>30 Total Revenue from Federal Sources</b>					<b>\$1,071,008.68</b>
<b>30 Other Financing Sources</b>					
9400 Sale of or Compensation for Loss of Fixed Assets					150,000.00
<b>30 Total Other Financing Sources</b>					<b>\$150,000.00</b>
<b>Total From All Sources</b>				<b>\$135.00</b>	<b>\$31,579,588.04</b>

	<u>General Fund (10)</u>	<u>Student Sponsored Activity Fund (21)</u>	<u>Public Purpose Trust (27)</u>	<u>Other Compt Approved (28)</u>	<u>Athletic / Activity (29)</u>	<u>Capital Reserve (690, 1850) (31)</u>
Revenue from Local Sources	13,058,626.06					
Revenue from State Sources	17,299,818.30					
Revenue from Federal Sources	1,071,008.68					
Other Financing Sources	150,000.00					
<b>Total From All Sources</b>	<b>\$31,579,453.04</b>					

	<u>Capital Reserve (1431)</u> <u>(32)</u>	<u>Other Capital Projects</u> <u>Fund (39)</u>	<u>Debt Service (40)</u>	<u>Permanent (90)</u>	<u>Total</u>
Revenue from Local Sources				135.00	13,058,761.06
Revenue from State Sources					17,299,818.30
Revenue from Federal Sources					1,071,008.68
Other Financing Sources					150,000.00
<b>Total From All Sources</b>				<b>\$135.00</b>	<b>\$31,579,588.04</b>

**General Fund (10)**

<b>1000 Instruction</b>	<b>Total</b>
<b>100 Personnel Services – Salaries</b>	
100 Personnel Services – Salaries	8,763,615.88
<b>Total Personnel Services – Salaries</b>	<b>\$8,763,615.88</b>
<b>200 Personnel Services – Employee Benefits</b>	
210 Group Insurance – Contracted Provider	1,695,687.33
220 Social Security Contributions	633,482.60
230 PSERS Retirement Contributions	2,890,662.01
250 Unemployment Compensation	28,478.07
260 Workers' Compensation	39,100.51
270 Group Insurance – Self-Insurance	135,091.13
280 Other Post-Employment Benefits (OPEB)	(24,279.06)
<b>Total Personnel Services – Employee Benefits</b>	<b>\$5,398,222.59</b>
<b>300 Purchased Professional and Technical Services</b>	
322 Professional Educational Services – Ius	726,755.70
323 Professional Educational Services – Other Educational Agencies	6,075.00
329 Professional Educational Services – Other	501,048.53
330 Other Professional Services	38,504.45
390 Other Purchased Professional and Technical Services	39,814.52
<b>Total Purchased Professional and Technical Services</b>	<b>\$1,312,198.20</b>
<b>400 Purchased Property Services</b>	
430 Repairs and Maintenance Services	1,645.95
440 Rentals	59,364.02
<b>Total Purchased Property Services</b>	<b>\$61,009.97</b>
<b>500 Other Purchased Services</b>	
530 Communications	264.53
550 Printing and Binding	885.20
561 Tuition To Other School Districts Within the State	3,886.00
562 Tuition To Pennsylvania Charter Schools	1,819,690.48
563 Tuition To Nonpublic Schools	435,750.00
564 Tuition To Career and Technology Centers	571,522.78
<b>Total Other Purchased Services</b>	<b>\$2,831,998.99</b>
<b>600 Supplies</b>	
610 General Supplies	222,169.81
640 Books and Periodicals	29,626.69
650 Supplies & Fees – Technology Related	15,602.66
<b>Total Supplies</b>	<b>\$267,399.16</b>
<b>700 Property</b>	
756 Capitalized Technology Equipment – Original	2,081.20
758 Capitalized Technology Software - Original	14,272.50
<b>Total Property</b>	<b>\$16,353.70</b>
<b>800 Other Objects</b>	



<b>General Fund (10)</b>	
<b>100 Instruction</b>	<b><u>Total</u></b>
<b>100 Other Objects</b>	
810 Dues and Fees	2,217.99
<b>Total Other Objects</b>	<b>\$2,217.99</b>
<b>Total 1000 Instruction</b>	<b>\$18,653,016.48</b>

<b>General Fund (10)</b>				
<b>1100 Regular Programs – Elementary / Secondary</b>	<b>Elementary</b>	<b>Secondary</b>	<b>Federal</b>	<b>Total</b>
<b>100 Personnel Services – Salaries</b>				
100 Personnel Services – Salaries	2,601,590.50	4,170,543.46	558,296.56	7,330,430.52
<b>Total Personnel Services – Salaries</b>	<b>\$2,601,590.50</b>	<b>\$4,170,543.46</b>	<b>\$558,296.56</b>	<b>\$7,330,430.52</b>
<b>200 Personnel Services – Employee Benefits</b>				
210 Group Insurance – Contracted Provider	517,261.47	822,968.92	109,442.40	1,449,672.79
220 Social Security Contributions	203,526.58	302,531.67	19,560.43	525,618.68
230 PSERS Retirement Contributions	935,736.90	1,374,154.27	89,859.63	2,399,750.80
250 Unemployment Compensation	4,836.23	13,614.73		18,450.96
260 Workers' Compensation	13,248.50	15,289.46	2,823.14	31,361.10
270 Group Insurance – Self-Insurance	33,676.00	70,102.13	8,356.20	112,134.33
280 Other Post-Employment Benefits (OPEB)	(9,328.01)	(14,951.05)		(24,279.06)
<b>Total Personnel Services – Employee Benefits</b>	<b>\$1,698,957.67</b>	<b>\$2,583,710.13</b>	<b>\$230,041.80</b>	<b>\$4,512,709.60</b>
<b>300 Purchased Professional and Technical Services</b>				
322 Professional Educational Services – Bus	11,860.82	456,063.12		467,923.94
329 Professional Educational Services – Other	89,460.18	69,606.99	26,014.56	185,081.73
<b>Total Purchased Professional and Technical Services</b>	<b>\$101,321.00</b>	<b>\$525,670.11</b>	<b>\$26,014.56</b>	<b>\$653,005.67</b>
<b>400 Purchased Property Services</b>				
430 Repairs and Maintenance Services	150.00	1,495.95		1,645.95
440 Rentals	29,365.58	29,998.44		59,364.02
<b>Total Purchased Property Services</b>	<b>\$29,515.58</b>	<b>\$31,494.39</b>		<b>\$61,009.97</b>
<b>500 Other Purchased Services</b>				
530 Communications		214.53		214.53
550 Printing and Binding	885.20			885.20
562 Tuition To Pennsylvania Charter Schools	657,731.67	536,020.65		1,193,752.32
<b>Total Other Purchased Services</b>	<b>\$658,616.87</b>	<b>\$536,235.18</b>		<b>\$1,194,852.05</b>
<b>600 Supplies</b>				
610 General Supplies	74,276.45	90,618.94	25,404.25	190,299.64
640 Books and Periodicals	15,695.65	13,180.77		28,876.42
650 Supplies & Fees – Technology Related	14,315.51	442.45		14,757.96
<b>Total Supplies</b>	<b>\$104,287.61</b>	<b>\$104,242.16</b>	<b>\$25,404.25</b>	<b>\$233,934.02</b>
<b>700 Property</b>				
758 Capitalized Technology Software - Original			14,272.50	14,272.50
<b>Total Property</b>			<b>\$14,272.50</b>	<b>\$14,272.50</b>
<b>800 Other Objects</b>				
810 Dues and Fees	157.00	1,385.99		1,542.99
<b>Total Other Objects</b>	<b>\$157.00</b>	<b>\$1,385.99</b>		<b>\$1,542.99</b>
<b>Total 1100 Regular Programs – Elementary / Secondary</b>	<b>\$5,194,446.23</b>	<b>\$7,953,281.42</b>	<b>\$854,029.67</b>	<b>\$14,001,757.32</b>

General Fund (10)

110 Regular Programs

100 Personnel Services – Salaries

	<u>Elementary</u>	<u>Secondary</u>	<u>Federal</u>	<u>Total</u>
100 Personnel Services – Salaries	2,601,590.50	4,170,543.46	234,971.52	7,007,105.48
<b>Total Personnel Services – Salaries</b>	<b>\$2,601,590.50</b>	<b>\$4,170,543.46</b>	<b>\$234,971.52</b>	<b>\$7,007,105.48</b>

200 Personnel Services – Employee Benefits

210 Group Insurance – Contracted Provider	517,261.47	822,968.92	52,605.80	1,392,836.19
220 Social Security Contributions	203,526.58	302,531.67	7,429.68	513,487.93
230 PSERS Retirement Contributions	935,736.90	1,374,154.27	34,413.46	2,344,304.63
250 Unemployment Compensation	4,836.23	13,614.73		18,450.96
260 Workers' Compensation	13,248.50	15,289.46	1,077.08	29,615.04
270 Group Insurance – Self-Insurance	33,676.00	70,102.13	3,467.16	107,245.29
280 Other Post-Employment Benefits (OPEB)	(9,328.01)	(14,951.05)		(24,279.06)
<b>Total Personnel Services – Employee Benefits</b>	<b>\$1,698,957.67</b>	<b>\$2,583,710.13</b>	<b>\$98,993.18</b>	<b>\$4,381,660.98</b>

300 Purchased Professional and Technical Services

322 Professional Educational Services – Bus	11,860.82	456,063.12		467,923.94
329 Professional Educational Services – Other	89,460.18	69,606.99	26,014.56	185,081.73
<b>Total Purchased Professional and Technical Services</b>	<b>\$101,321.00</b>	<b>\$525,670.11</b>	<b>\$26,014.56</b>	<b>\$653,005.67</b>

400 Purchased Property Services

430 Repairs and Maintenance Services	150.00	1,495.95		1,645.95
440 Rentals	29,365.58	29,998.44		59,364.02
<b>Total Purchased Property Services</b>	<b>\$29,515.58</b>	<b>\$31,494.39</b>		<b>\$61,009.97</b>

500 Other Purchased Services

530 Communications		214.53		214.53
550 Printing and Binding	885.20			885.20
562 Tuition To Pennsylvania Charter Schools	657,731.67	536,020.65		1,193,752.32
<b>Total Other Purchased Services</b>	<b>\$658,616.87</b>	<b>\$536,235.18</b>		<b>\$1,194,852.05</b>

600 Supplies

610 General Supplies	74,276.45	90,618.94	23,299.30	188,194.69
640 Books and Periodicals	15,695.65	13,180.77		28,876.42
650 Supplies & Fees – Technology Related	14,315.51	442.45		14,757.96
<b>Total Supplies</b>	<b>\$104,287.61</b>	<b>\$104,242.16</b>	<b>\$23,299.30</b>	<b>\$231,829.07</b>

700 Property

758 Capitalized Technology Software - Original			14,272.50	14,272.50
<b>Total Property</b>			<b>\$14,272.50</b>	<b>\$14,272.50</b>

800 Other Objects

810 Dues and Fees	157.00	1,385.99		1,542.99
<b>Total Other Objects</b>	<b>\$157.00</b>	<b>\$1,385.99</b>		<b>\$1,542.99</b>

Total 1110 Regular Programs

<b>Total 1110 Regular Programs</b>	<b>\$5,194,446.23</b>	<b>\$7,953,281.42</b>	<b>\$397,551.06</b>	<b>\$13,545,278.71</b>
------------------------------------	-----------------------	-----------------------	---------------------	------------------------

**General Fund (10)**

**1190 Federally-Funded Regular Programs**

	<u>Elementary</u>	<u>Secondary</u>	<u>Federal</u>	<u>Total</u>
<b>100 Personnel Services – Salaries</b>				
100 Personnel Services – Salaries			323,325.04	323,325.04
<b>Total Personnel Services – Salaries</b>			<b>\$323,325.04</b>	<b>\$323,325.04</b>
<b>200 Personnel Services – Employee Benefits</b>				
210 Group Insurance – Contracted Provider			56,836.60	56,836.60
220 Social Security Contributions			12,130.75	12,130.75
230 PSERS Retirement Contributions			55,446.17	55,446.17
260 Workers' Compensation			1,746.06	1,746.06
270 Group Insurance – Self-Insurance			4,889.04	4,889.04
<b>Total Personnel Services – Employee Benefits</b>			<b>\$131,048.62</b>	<b>\$131,048.62</b>
<b>600 Supplies</b>				
610 General Supplies			2,104.95	2,104.95
<b>Total Supplies</b>			<b>\$2,104.95</b>	<b>\$2,104.95</b>
<b>Total 1190 Federally-Funded Regular Programs</b>			<b>\$456,478.61</b>	<b>\$456,478.61</b>

General Fund (10)	Elementary	Secondary	Federal	Total
<b>1200 Special Programs – Elementary / Secondary</b>				
<b>100 Personnel Services – Salaries</b>				
100 Personnel Services – Salaries	671,527.44	610,126.96	151,530.96	1,433,185.36
<b>Total Personnel Services – Salaries</b>	<b>\$671,527.44</b>	<b>\$610,126.96</b>	<b>\$151,530.96</b>	<b>\$1,433,185.36</b>
<b>100 Personnel Services – Employee Benefits</b>				
210 Group Insurance – Contracted Provider	82,108.32	129,141.50	34,764.72	246,014.54
220 Social Security Contributions	50,578.29	45,694.50	11,591.13	107,863.92
230 PSERS Retirement Contributions	245,413.01	219,254.72	26,243.48	490,911.21
250 Unemployment Compensation	5,484.06	4,543.05		10,027.11
260 Workers' Compensation	4,151.37	3,585.09	2.95	7,739.41
270 Group Insurance – Self-Insurance	11,921.48	11,035.32		22,956.80
<b>Total Personnel Services – Employee Benefits</b>	<b>\$399,656.53</b>	<b>\$413,254.18</b>	<b>\$72,602.28</b>	<b>\$885,512.99</b>
<b>100 Purchased Professional and Technical Services</b>				
322 Professional Educational Services – Bus	64,707.62	161,168.83	3,198.00	229,074.45
323 Professional Educational Services – Other Educational Agencies		5,100.00		5,100.00
329 Professional Educational Services – Other	162,328.55	124,045.25	3,168.00	289,541.80
330 Other Professional Services	156.06		38,348.39	38,504.45
390 Other Purchased Professional and Technical Services			39,814.52	39,814.52
<b>Total Purchased Professional and Technical Services</b>	<b>\$227,192.23</b>	<b>\$290,314.08</b>	<b>\$84,528.91</b>	<b>\$602,035.22</b>
<b>100 Other Purchased Services</b>				
530 Communications		50.00		50.00
562 Tuition To Pennsylvania Charter Schools	322,966.65	302,971.51		625,938.16
563 Tuition To Nonpublic Schools	105,795.72	247,362.28		353,158.00
<b>Total Other Purchased Services</b>	<b>\$428,762.37</b>	<b>\$550,383.79</b>		<b>\$979,146.16</b>
<b>100 Supplies</b>				
610 General Supplies	11,668.97	650.15	19,551.05	31,870.17
640 Books and Periodicals	546.34	203.93		750.27
650 Supplies & Fees – Technology Related	198.00	646.70		844.70
<b>Total Supplies</b>	<b>\$12,413.31</b>	<b>\$1,500.78</b>	<b>\$19,551.05</b>	<b>\$33,465.14</b>
<b>100 Property</b>				
756 Capitalized Technology Equipment – Original			2,081.20	2,081.20
<b>Total Property</b>			<b>\$2,081.20</b>	<b>\$2,081.20</b>
<b>100 Other Objects</b>				
810 Dues and Fees	450.00	225.00		675.00
<b>Total Other Objects</b>	<b>\$450.00</b>	<b>\$225.00</b>		<b>\$675.00</b>
<b>Total 1200 Special Programs – Elementary / Secondary</b>	<b>\$1,740,001.88</b>	<b>\$1,865,804.79</b>	<b>\$330,294.40</b>	<b>\$3,936,101.07</b>

<b>General Fund (10)</b>				
<b>1210 Life Skills Support</b>				
	<b>Elementary</b>	<b>Secondary</b>	<b>Federal</b>	<b>Total</b>
<b>100 Personnel Services – Salaries</b>				
100 Personnel Services – Salaries	195.00	1,121.67	132,482.08	133,798.75
<b>Total Personnel Services – Salaries</b>	<b>\$195.00</b>	<b>\$1,121.67</b>	<b>\$132,482.08</b>	<b>\$133,798.75</b>
<b>200 Personnel Services – Employee Benefits</b>				
210 Group Insurance – Contracted Provider	(1,035.12)	(1,033.84)	34,764.72	32,695.76
220 Social Security Contributions	(93.26)	(10.33)	10,133.89	10,030.30
230 PSERS Retirement Contributions	13,555.10	9,662.31	22,956.59	46,174.00
250 Unemployment Compensation	1,256.35			1,256.35
260 Workers' Compensation	423.24	296.35	2.95	722.54
270 Group Insurance – Self-Insurance	1,022.64	2,045.28		3,067.92
<b>Total Personnel Services – Employee Benefits</b>	<b>\$15,128.95</b>	<b>\$10,959.77</b>	<b>\$67,858.15</b>	<b>\$93,946.87</b>
<b>300 Purchased Professional and Technical Services</b>				
322 Professional Educational Services – Bus	4,260.49	21,293.26		25,553.75
329 Professional Educational Services – Other	61,854.52	34,231.53	3,168.00	99,254.05
<b>Total Purchased Professional and Technical Services</b>	<b>\$66,115.01</b>	<b>\$55,524.79</b>	<b>\$3,168.00</b>	<b>\$124,807.80</b>
<b>600 Supplies</b>				
610 General Supplies	10,079.45	129.80		10,209.25
640 Books and Periodicals	46.34	76.34		122.68
<b>Total Supplies</b>	<b>\$10,125.79</b>	<b>\$206.14</b>		<b>\$10,331.93</b>
<b>Total 1210 Life Skills Support</b>	<b>\$91,564.75</b>	<b>\$67,812.37</b>	<b>\$203,508.23</b>	<b>\$362,885.35</b>

General Fund (10)	Elementary	Secondary	Federal	Total
<b>220 Sensory Support</b>				
<b>100 Personnel Services – Salaries</b>				
100 Personnel Services – Salaries	154,788.15		19,048.88	173,837.03
<b>Total Personnel Services – Salaries</b>	<b>\$154,788.15</b>		<b>\$19,048.88</b>	<b>\$173,837.03</b>
<b>200 Personnel Services – Employee Benefits</b>				
210 Group Insurance – Contracted Provider	18,828.67			18,828.67
220 Social Security Contributions	11,702.65		1,457.24	13,159.89
230 PSERS Retirement Contributions	55,669.06		3,286.89	58,955.95
260 Workers' Compensation	938.91			938.91
270 Group Insurance – Self-Insurance	2,707.22			2,707.22
<b>Total Personnel Services – Employee Benefits</b>	<b>\$89,846.51</b>		<b>\$4,744.13</b>	<b>\$94,590.64</b>
<b>100 Purchased Professional and Technical Services</b>				
322 Professional Educational Services – Bus	12,187.28	30,343.46		42,530.74
330 Other Professional Services	156.06		5,473.44	5,629.50
<b>Total Purchased Professional and Technical Services</b>	<b>\$12,343.34</b>	<b>\$30,343.46</b>	<b>\$5,473.44</b>	<b>\$48,160.24</b>
<b>100 Supplies</b>				
610 General Supplies	128.70			128.70
<b>Total Supplies</b>	<b>\$128.70</b>			<b>\$128.70</b>
<b>100 Property</b>				
756 Capitalized Technology Equipment – Original			2,081.20	2,081.20
<b>Total Property</b>			<b>\$2,081.20</b>	<b>\$2,081.20</b>
<b>100 Other Objects</b>				
810 Dues and Fees	450.00	225.00		675.00
<b>Total Other Objects</b>	<b>\$450.00</b>	<b>\$225.00</b>		<b>\$675.00</b>
<b>Total 1220 Sensory Support</b>	<b>\$257,556.70</b>	<b>\$30,568.46</b>	<b>\$31,347.65</b>	<b>\$319,472.81</b>

**General Fund (10)****1230 Emotional Support**

	<u>Elementary</u>	<u>Secondary</u>	<u>Federal</u>	<u>Total</u>
<b>100 Personnel Services – Salaries</b>				
100 Personnel Services – Salaries	134,701.04	95,931.00		230,632.04
<b>Total Personnel Services – Salaries</b>	<b>\$134,701.04</b>	<b>\$95,931.00</b>		<b>\$230,632.04</b>
<b>200 Personnel Services – Employee Benefits</b>				
210 Group Insurance – Contracted Provider	17,726.32	23,371.52		41,097.84
220 Social Security Contributions	10,138.23	7,163.91		17,302.14
230 PSERS Retirement Contributions	45,795.15	33,105.93		78,901.08
250 Unemployment Compensation	3,324.12	3,834.91		7,159.03
260 Workers' Compensation	727.33	518.10		1,245.43
270 Group Insurance – Self-Insurance	2,045.28	1,421.88		3,467.16
<b>Total Personnel Services – Employee Benefits</b>	<b>\$79,756.43</b>	<b>\$69,416.25</b>		<b>\$149,172.68</b>
<b>300 Purchased Professional and Technical Services</b>				
322 Professional Educational Services – Bus		97,942.05		97,942.05
323 Professional Educational Services – Other Educational Agencies		3,600.00		3,600.00
329 Professional Educational Services – Other	97,033.44	89,221.36		186,254.80
330 Other Professional Services			32,874.95	32,874.95
390 Other Purchased Professional and Technical Services			39,814.52	39,814.52
<b>Total Purchased Professional and Technical Services</b>	<b>\$97,033.44</b>	<b>\$190,763.41</b>	<b>\$72,689.47</b>	<b>\$360,486.32</b>
<b>500 Other Purchased Services</b>				
562 Tuition To Pennsylvania Charter Schools		40,537.98		40,537.98
563 Tuition To Nonpublic Schools	105,795.72	247,362.28		353,158.00
<b>Total Other Purchased Services</b>	<b>\$105,795.72</b>	<b>\$287,900.26</b>		<b>\$393,695.98</b>
<b>600 Supplies</b>				
610 General Supplies	860.82	428.78	974.99	2,264.59
640 Books and Periodicals		115.45		115.45
<b>Total Supplies</b>	<b>\$860.82</b>	<b>\$544.23</b>	<b>\$974.99</b>	<b>\$2,380.04</b>
<b>Total 1230 Emotional Support</b>	<b>\$418,147.45</b>	<b>\$644,555.15</b>	<b>\$73,664.46</b>	<b>\$1,136,367.06</b>



General Fund (10)	Elementary	Secondary	Federal	Total
<b>1240 Academic Support</b>				
<b>00 Personnel Services – Salaries</b>				
100 Personnel Services – Salaries	381,843.25	513,074.29		894,917.54
<b>Total Personnel Services – Salaries</b>	<b>\$381,843.25</b>	<b>\$513,074.29</b>		<b>\$894,917.54</b>
<b>00 Personnel Services – Employee Benefits</b>				
210 Group Insurance – Contracted Provider	46,588.45	106,803.82		153,392.27
220 Social Security Contributions	28,830.67	38,540.92		67,371.59
230 PSERS Retirement Contributions	130,393.70	176,486.48		306,880.18
250 Unemployment Compensation	903.59	708.14		1,611.73
260 Workers' Compensation	2,061.89	2,770.64		4,832.53
270 Group Insurance – Self-Insurance	6,146.34	7,568.16		13,714.50
<b>Total Personnel Services – Employee Benefits</b>	<b>\$214,924.64</b>	<b>\$332,878.16</b>		<b>\$547,802.80</b>
<b>00 Purchased Professional and Technical Services</b>				
322 Professional Educational Services – Bus		3,640.00		3,640.00
329 Professional Educational Services – Other	3,440.59	592.36		4,032.95
<b>Total Purchased Professional and Technical Services</b>	<b>\$3,440.59</b>	<b>\$4,232.36</b>		<b>\$7,672.95</b>
<b>00 Other Purchased Services</b>				
530 Communications		50.00		50.00
562 Tuition To Pennsylvania Charter Schools	322,966.65	262,433.53		585,400.18
<b>Total Other Purchased Services</b>	<b>\$322,966.65</b>	<b>\$262,483.53</b>		<b>\$585,450.18</b>
<b>00 Supplies</b>				
610 General Supplies	600.00	91.57	18,576.06	19,267.63
640 Books and Periodicals	500.00	12.14		512.14
650 Supplies & Fees – Technology Related	198.00	646.70		844.70
<b>Total Supplies</b>	<b>\$1,298.00</b>	<b>\$750.41</b>	<b>\$18,576.06</b>	<b>\$20,624.47</b>
<b>Total 1240 Academic Support</b>	<b>\$924,473.13</b>	<b>\$1,113,418.75</b>	<b>\$18,576.06</b>	<b>\$2,056,467.94</b>

<b>General Fund (10)</b>				
<b>1241 Learning Support – Public</b>				
	<b>Elementary</b>	<b>Secondary</b>	<b>Federal</b>	<b>Total</b>
<b>100 Personnel Services – Salaries</b>				
100 Personnel Services – Salaries	355,098.71	472,170.75		827,269.46
<b>Total Personnel Services – Salaries</b>	<b>\$355,098.71</b>	<b>\$472,170.75</b>		<b>\$827,269.46</b>
<b>200 Personnel Services – Employee Benefits</b>				
210 Group Insurance – Contracted Provider	37,746.89	93,541.66		131,288.55
220 Social Security Contributions	26,840.31	35,508.06		62,348.37
230 PSERS Retirement Contributions	121,164.25	162,370.81		283,535.06
250 Unemployment Compensation	903.59	708.14		1,611.73
260 Workers' Compensation	1,917.49	2,549.81		4,467.30
270 Group Insurance – Self-Insurance	5,368.86	6,535.08		11,903.94
<b>Total Personnel Services – Employee Benefits</b>	<b>\$193,941.39</b>	<b>\$301,213.56</b>		<b>\$495,154.95</b>
<b>300 Purchased Professional and Technical Services</b>				
322 Professional Educational Services – Bus		3,640.00		3,640.00
329 Professional Educational Services – Other	3,440.59	592.36		4,032.95
<b>Total Purchased Professional and Technical Services</b>	<b>\$3,440.59</b>	<b>\$4,232.36</b>		<b>\$7,672.95</b>
<b>500 Other Purchased Services</b>				
530 Communications		50.00		50.00
562 Tuition To Pennsylvania Charter Schools	322,966.65	262,433.53		585,400.18
<b>Total Other Purchased Services</b>	<b>\$322,966.65</b>	<b>\$262,483.53</b>		<b>\$585,450.18</b>
<b>600 Supplies</b>				
610 General Supplies	600.00	91.57	18,576.06	19,267.63
640 Books and Periodicals	500.00	12.14		512.14
650 Supplies & Fees – Technology Related	198.00	646.70		844.70
<b>Total Supplies</b>	<b>\$1,298.00</b>	<b>\$750.41</b>	<b>\$18,576.06</b>	<b>\$20,624.47</b>
<b>Total 1241 Learning Support – Public</b>	<b>\$876,745.34</b>	<b>\$1,040,850.61</b>	<b>\$18,576.06</b>	<b>\$1,936,172.01</b>

General Fund (10)				
243 Gifted Support				
	<u>Elementary</u>	<u>Secondary</u>	<u>Federal</u>	<u>Total</u>
<b>100 Personnel Services – Salaries</b>				
100 Personnel Services – Salaries	26,744.54	40,903.54		67,648.08
<b>Total Personnel Services – Salaries</b>	<b>\$26,744.54</b>	<b>\$40,903.54</b>		<b>\$67,648.08</b>
<b>200 Personnel Services – Employee Benefits</b>				
210 Group Insurance – Contracted Provider	8,841.56	13,262.16		22,103.72
220 Social Security Contributions	1,990.36	3,032.86		5,023.22
230 PSERS Retirement Contributions	9,229.45	14,115.67		23,345.12
260 Workers' Compensation	144.40	220.83		365.23
270 Group Insurance – Self-Insurance	777.48	1,033.08		1,810.56
<b>Total Personnel Services – Employee Benefits</b>	<b>\$20,983.25</b>	<b>\$31,664.60</b>		<b>\$52,647.85</b>
<b>Total 243 Gifted Support</b>	<b>\$47,727.79</b>	<b>\$72,568.14</b>		<b>\$120,295.93</b>

<b>General Fund (10)</b>				
<b>1260 Physical Support</b>				
	<u>Elementary</u>	<u>Secondary</u>	<u>Federal</u>	<u>Total</u>
<b>300 <u>Purchased Professional and Technical Services</u></b>				
322 Professional Educational Services – Ius	350.00	2,948.75		3,298.75
<b>Total Purchased Professional and Technical Services</b>	<b>\$350.00</b>	<b>\$2,948.75</b>		<b>\$3,298.75</b>
<b>Total 1260 Physical Support</b>	<b>\$350.00</b>	<b>\$2,948.75</b>		<b>\$3,298.75</b>

General Fund (10)

	<u>Elementary</u>	<u>Secondary</u>	<u>Federal</u>	<u>Total</u>
1270 Multi-Handicapped Support				
00 <u>Purchased Professional and Technical Services</u>				
322 Professional Educational Services – Bus	38,643.43	5,001.31		43,644.74
<b>Total Purchased Professional and Technical Services</b>	<b>\$38,643.43</b>	<b>\$5,001.31</b>		<b>\$43,644.74</b>
<b>Total 1270 Multi-Handicapped Support</b>	<b>\$38,643.43</b>	<b>\$5,001.31</b>		<b>\$43,644.74</b>

**General Fund (10)**

**1280 Early Intervention Support**

**300 Purchased Professional and Technical Services**

322 Professional Educational Services – lus

**Total Purchased Professional and Technical Services**

**Total 1280 Early Intervention Support**

**Elementary**

**Secondary**

**Federal**

**Total**

9,266.42

3,198.00

12,464.42

**\$9,266.42**

**\$3,198.00**

**\$12,464.42**

**\$9,266.42**

**\$3,198.00**

**\$12,464.42**

General Fund (10)

290 Special Programs - Other Support

300 Purchased Professional and Technical Services

323 Professional Educational Services -- Other Educational Agencies

Total Purchased Professional and Technical Services

Total 290 Special Programs - Other Support

<u>Elementary</u>	<u>Secondary</u>	<u>Federal</u>	<u>Total</u>
	1,500.00		1,500.00
	<b>\$1,500.00</b>		<b>\$1,500.00</b>
	<b>\$1,500.00</b>		<b>\$1,500.00</b>

**General Fund (10)**

**1300 Vocational Education**

**500 Other Purchased Services**

564 Tuition To Career and Technology Centers

**Total Other Purchased Services**

**Total 1300 Vocational Education**

Elementary

Secondary

Federal

Total

571,522.78

571,522.78

**\$571,522.78**

**\$571,522.78**

**\$571,522.78**

**\$571,522.78**



General Fund (10)

	<u>Elementary</u>	<u>Secondary</u>	<u>Federal</u>	<u>Total</u>
<b>1400 Other Instructional Programs – Elementary / Secondary</b>				
<b>00 Purchased Professional and Technical Services</b>				
322 Professional Educational Services – In-		22,771.75		22,771.75
323 Professional Educational Services – Other Educational Agencies		975.00		975.00
329 Professional Educational Services – Other	6,825.00	19,600.00		26,425.00
<b>Total Purchased Professional and Technical Services</b>	<b>\$6,825.00</b>	<b>\$43,346.75</b>		<b>\$50,171.75</b>
<b>00 Other Purchased Services</b>				
561 Tuition To Other School Districts Within the State		3,886.00		3,886.00
563 Tuition To Nonpublic Schools		82,592.00		82,592.00
<b>Total Other Purchased Services</b>		<b>\$86,478.00</b>		<b>\$86,478.00</b>
<b>Total 1400 Other Instructional Programs – Elementary / Secondary</b>	<b>\$6,825.00</b>	<b>\$129,824.75</b>		<b>\$136,649.75</b>

**General Fund (10)**

**1440 Alternative Regular Education Programs**

**300 Purchased Professional and Technical Services**

322 Professional Educational Services – Ius

323 Professional Educational Services – Other Educational Agencies

**Total Purchased Professional and Technical Services**

**500 Other Purchased Services**

561 Tuition To Other School Districts Within the State

563 Tuition To Nonpublic Schools

**Total Other Purchased Services**

**Total 1440 Alternative Regular Education Programs**

Elementary

Secondary

Federal

Total

22,771.75

22,771.75

975.00

975.00

**\$23,746.75**

**\$23,746.75**

3,886.00

3,886.00

82,592.00

82,592.00

**\$86,478.00**

**\$86,478.00**

**\$110,224.75**

**\$110,224.75**

General Fund (10)

	<u>Elementary</u>	<u>Secondary</u>	<u>Federal</u>	<u>Total</u>
<b>41 Adjudicated / Court-Placed Programs</b>				
<b>00 Purchased Professional and Technical Services</b>				
322 Professional Educational Services – Bus		22,771.75		22,771.75
<b>Total Purchased Professional and Technical Services</b>		<b>\$22,771.75</b>		<b>\$22,771.75</b>
<b>00 Other Purchased Services</b>				
561 Tuition To Other School Districts Within the State		3,886.00		3,886.00
<b>Total Other Purchased Services</b>		<b>\$3,886.00</b>		<b>\$3,886.00</b>
<b>Total 1441 Adjudicated / Court-Placed Programs</b>		<b>\$26,657.75</b>		<b>\$26,657.75</b>

**General Fund (10)**

**1442 Alternative Education Programs**

**300 Purchased Professional and Technical Services**

323 Professional Educational Services – Other Educational Agencies

**Total Purchased Professional and Technical Services**

**500 Other Purchased Services**

563 Tuition To Nonpublic Schools

**Total Other Purchased Services**

**Total 1442 Alternative Education Programs**

Elementary

Secondary

Federal

Total

975.00

975.00

**\$975.00**

**\$975.00**

82,592.00

82,592.00

**\$82,592.00**

**\$82,592.00**

**\$83,567.00**

**\$83,567.00**

General Fund (10)

	<u>Elementary</u>	<u>Secondary</u>	<u>Federal</u>	<u>Total</u>
1490 Additional Other Instructional Programs				
00 <u>Purchased Professional and Technical Services</u>				
329 Professional Educational Services – Other	6,825.00	19,600.00		26,425.00
<b>Total Purchased Professional and Technical Services</b>	<b>\$6,825.00</b>	<b>\$19,600.00</b>		<b>\$26,425.00</b>
<b>Total 1490 Additional Other Instructional Programs</b>	<b>\$6,825.00</b>	<b>\$19,600.00</b>		<b>\$26,425.00</b>

General Fund (10)	<u>Elementary</u>	<u>Secondary</u>	<u>Federal</u>	<u>Total</u>
1500 Nonpublic School Programs				
300 <u>Purchased Professional and Technical Services</u>				
322 Professional Educational Services – lus			6,985.56	6,985.56
<b>Total Purchased Professional and Technical Services</b>			<b>\$6,985.56</b>	<b>\$6,985.56</b>
<b>Total 1500 Nonpublic School Programs</b>			<b>\$6,985.56</b>	<b>\$6,985.56</b>

<b>General Fund (10)</b>	
<b>100 Support Services</b>	<b>Total</b>
<b>00 Personnel Services – Salaries</b>	
100 Personnel Services – Salaries	3,110,769.15
<b>Total Personnel Services – Salaries</b>	<b>\$3,110,769.15</b>
<b>00 Personnel Services – Employee Benefits</b>	
210 Group Insurance – Contracted Provider	617,890.38
220 Social Security Contributions	234,397.83
230 PSERS Retirement Contributions	1,042,170.29
240 Tuition Reimbursement	36,898.40
250 Unemployment Compensation	20,545.80
260 Workers' Compensation	16,726.77
270 Group Insurance – Self-Insurance	59,367.59
280 Other Post-Employment Benefits (OPEB)	60,109.20
<b>Total Personnel Services – Employee Benefits</b>	<b>\$2,088,106.26</b>
<b>00 Purchased Professional and Technical Services</b>	
310 Official / Administrative Services	77,595.36
329 Professional Educational Services – Other	15.00
330 Other Professional Services	273,359.61
340 Technical Services	86,248.48
350 Security / Safety Services	40.00
<b>Total Purchased Professional and Technical Services</b>	<b>\$437,258.45</b>
<b>00 Purchased Property Services</b>	
410 Cleaning Services	9,353.26
420 Utility Services	34,215.80
430 Repairs and Maintenance Services	148,168.00
440 Rentals	41,604.96
460 Extermination Services	6,594.00
490 Other Purchased Property Services	4,698.16
<b>Total Purchased Property Services</b>	<b>\$244,634.18</b>
<b>00 Other Purchased Services</b>	
513 Contracted Carriers	1,679,277.74
520 Insurance – General	21,783.00
521 Fire Insurance	18,622.00
522 Automotive Liability Insurance	10,158.00
523 General Property and Liability Insurance	83,821.00
529 Other Insurance	8,284.00
530 Communications	72,599.07
549 Other Advertising/Public Relations	13,745.52
580 Travel	5,510.08
595 IU Payments By Withholding	7,405.20
599 Other Miscellaneous Purchased Services	245.00
<b>Total Other Purchased Services</b>	<b>\$1,921,450.61</b>
<b>00 Supplies</b>	
610 General Supplies	263,723.45
620 Energy	328,607.53

<b>General Fund (10)</b>		<b>Total</b>
<b>2000 Support Services</b>		
<b>600 Supplies</b>		
630 Food		155.24
640 Books and Periodicals		11,768.88
650 Supplies & Fees – Technology Related		65,813.41
<b>Total Supplies</b>		<b>\$670,068.51</b>
<b>700 Property</b>		
752 Capital Equipment – Original and Additional		39,874.00
756 Capitalized Technology Equipment – Original		299,999.76
768 Capitalized Technology Software - Replacement		24,535.27
<b>Total Property</b>		<b>\$364,409.03</b>
<b>800 Other Objects</b>		
810 Dues and Fees		20,882.89
890 Miscellaneous Expenditures		2,407.03
<b>Total Other Objects</b>		<b>\$23,289.92</b>
<b>Total 2000 Support Services</b>		<b>\$8,859,986.11</b>



General Fund (10)	Elementary	Secondary	Federal	Total
<b>100 Support Services – Students</b>				
<b>00 Personnel Services – Salaries</b>				
100 Personnel Services – Salaries	93,652.48	290,150.47		383,802.95
<b>Total Personnel Services – Salaries</b>	<b>\$93,652.48</b>	<b>\$290,150.47</b>		<b>\$383,802.95</b>
<b>00 Personnel Services – Employee Benefits</b>				
210 Group Insurance – Contracted Provider	23,654.32	70,305.49		93,959.81
220 Social Security Contributions	9,623.63	21,648.13		31,271.76
230 PSERS Retirement Contributions	44,581.10	99,440.67		144,021.77
260 Workers' Compensation	699.63	1,569.11		2,268.74
270 Group Insurance – Self-Insurance	1,421.88	5,595.99		7,017.87
<b>Total Personnel Services – Employee Benefits</b>	<b>\$79,980.56</b>	<b>\$198,559.39</b>		<b>\$278,539.95</b>
<b>00 Purchased Professional and Technical Services</b>				
330 Other Professional Services	276.46	1,980.00	11,700.00	13,956.46
340 Technical Services		6,750.00	4,591.32	11,341.32
<b>Total Purchased Professional and Technical Services</b>	<b>\$276.46</b>	<b>\$8,730.00</b>	<b>\$16,291.32</b>	<b>\$25,297.78</b>
<b>00 Purchased Property Services</b>				
440 Rentals		3,817.40		3,817.40
<b>Total Purchased Property Services</b>		<b>\$3,817.40</b>		<b>\$3,817.40</b>
<b>00 Other Purchased Services</b>				
530 Communications	1,286.19	4,560.15		5,846.34
<b>Total Other Purchased Services</b>	<b>\$1,286.19</b>	<b>\$4,560.15</b>		<b>\$5,846.34</b>
<b>00 Supplies</b>				
610 General Supplies	2,689.60	4,645.21		7,334.81
640 Books and Periodicals	115.50	32.37		147.87
<b>Total Supplies</b>	<b>\$2,805.10</b>	<b>\$4,677.58</b>		<b>\$7,482.68</b>
<b>00 Other Objects</b>				
810 Dues and Fees	85.00	378.00		463.00
<b>Total Other Objects</b>	<b>\$85.00</b>	<b>\$378.00</b>		<b>\$463.00</b>
<b>Total 2100 Support Services – Students</b>	<b>\$178,085.79</b>	<b>\$510,872.99</b>	<b>\$16,291.32</b>	<b>\$705,250.10</b>

**General Fund (10)****2110 Supervision of Student Services****Elementary****Secondary****Federal****Total****100 Personnel Services – Salaries**

100 Personnel Services – Salaries

42,066.06

42,066.06

**Total Personnel Services – Salaries****\$42,066.06****\$42,066.06****200 Personnel Services – Employee Benefits**

210 Group Insurance – Contracted Provider

8,693.45

8,693.45

220 Social Security Contributions

3,147.56

3,147.56

230 PSERS Retirement Contributions

14,516.93

14,516.93

260 Workers' Compensation

227.21

227.21

270 Group Insurance – Self-Insurance

600.11

600.11

**Total Personnel Services – Employee Benefits****\$27,185.26****\$27,185.26****500 Other Purchased Services**

530 Communications

953.29

953.29

**Total Other Purchased Services****\$953.29****\$953.29****600 Supplies**

610 General Supplies

1,357.00

1,357.00

**Total Supplies****\$1,357.00****\$1,357.00****Total 2110 Supervision of Student Services****\$71,561.61****\$71,561.61**

General Fund (10)

	<u>Elementary</u>	<u>Secondary</u>	<u>Federal</u>	<u>Total</u>
<b>211 Supervision of Student Services – Head of Component</b>				
<b>00 Personnel Services – Salaries</b>				
100 Personnel Services – Salaries		42,066.06		42,066.06
<b>Total Personnel Services – Salaries</b>		<b>\$42,066.06</b>		<b>\$42,066.06</b>
<b>00 Personnel Services – Employee Benefits</b>				
210 Group Insurance – Contracted Provider		8,693.45		8,693.45
220 Social Security Contributions		3,147.56		3,147.56
230 PSERS Retirement Contributions		14,516.93		14,516.93
260 Workers' Compensation		227.21		227.21
270 Group Insurance – Self-Insurance		600.11		600.11
<b>Total Personnel Services – Employee Benefits</b>		<b>\$27,185.26</b>		<b>\$27,185.26</b>
<b>00 Other Purchased Services</b>				
530 Communications		953.29		953.29
<b>Total Other Purchased Services</b>		<b>\$953.29</b>		<b>\$953.29</b>
<b>00 Supplies</b>				
610 General Supplies		1,357.00		1,357.00
<b>Total Supplies</b>		<b>\$1,357.00</b>		<b>\$1,357.00</b>
<b>Total 211 Supervision of Student Services – Head of Component</b>		<b>\$71,561.61</b>		<b>\$71,561.61</b>

<b>General Fund (10)</b>				
<b>2120 Guidance Services</b>	<b>Elementary</b>	<b>Secondary</b>	<b>Federal</b>	<b>Total</b>
<b>100 Personnel Services – Salaries</b>				
100 Personnel Services – Salaries	93,652.48	199,378.95		293,031.43
<b>Total Personnel Services – Salaries</b>	<b>\$93,652.48</b>	<b>\$199,378.95</b>		<b>\$293,031.43</b>
<b>200 Personnel Services – Employee Benefits</b>				
210 Group Insurance – Contracted Provider	23,654.32	52,913.44		76,567.76
220 Social Security Contributions	9,623.63	14,838.73		24,462.36
230 PSERS Retirement Contributions	44,581.10	68,115.55		112,696.65
260 Workers' Compensation	699.63	1,078.78		1,778.41
270 Group Insurance – Self-Insurance	1,421.88	4,353.26		5,775.14
<b>Total Personnel Services – Employee Benefits</b>	<b>\$79,980.56</b>	<b>\$141,299.76</b>		<b>\$221,280.32</b>
<b>300 Purchased Professional and Technical Services</b>				
330 Other Professional Services	276.46	1,980.00	11,700.00	13,956.46
<b>Total Purchased Professional and Technical Services</b>	<b>\$276.46</b>	<b>\$1,980.00</b>	<b>\$11,700.00</b>	<b>\$13,956.46</b>
<b>400 Purchased Property Services</b>				
440 Rentals		3,817.40		3,817.40
<b>Total Purchased Property Services</b>		<b>\$3,817.40</b>		<b>\$3,817.40</b>
<b>500 Other Purchased Services</b>				
530 Communications	1,286.19	3,606.86		4,893.05
<b>Total Other Purchased Services</b>	<b>\$1,286.19</b>	<b>\$3,606.86</b>		<b>\$4,893.05</b>
<b>600 Supplies</b>				
610 General Supplies	2,689.60	1,859.78		4,549.38
640 Books and Periodicals	115.50	32.37		147.87
<b>Total Supplies</b>	<b>\$2,805.10</b>	<b>\$1,892.15</b>		<b>\$4,697.25</b>
<b>800 Other Objects</b>				
810 Dues and Fees	85.00	378.00		463.00
<b>Total Other Objects</b>	<b>\$85.00</b>	<b>\$378.00</b>		<b>\$463.00</b>
<b>Total 2120 Guidance Services</b>	<b>\$178,085.79</b>	<b>\$352,353.12</b>	<b>\$11,700.00</b>	<b>\$542,138.91</b>

General Fund (10)	Elementary	Secondary	Federal	Total
<b>140 Psychological Services</b>				
<b>100 Personnel Services – Salaries</b>				
100 Personnel Services – Salaries		48,705.46		48,705.46
<b>Total Personnel Services – Salaries</b>		<b>\$48,705.46</b>		<b>\$48,705.46</b>
<b>100 Personnel Services – Employee Benefits</b>				
210 Group Insurance – Contracted Provider		8,698.60		8,698.60
220 Social Security Contributions		3,661.84		3,661.84
230 PSERS Retirement Contributions		16,808.19		16,808.19
260 Workers' Compensation		263.12		263.12
270 Group Insurance – Self-Insurance		642.62		642.62
<b>Total Personnel Services – Employee Benefits</b>		<b>\$30,074.37</b>		<b>\$30,074.37</b>
<b>100 Purchased Professional and Technical Services</b>				
340 Technical Services		6,750.00	4,591.32	11,341.32
<b>Total Purchased Professional and Technical Services</b>		<b>\$6,750.00</b>	<b>\$4,591.32</b>	<b>\$11,341.32</b>
<b>100 Supplies</b>				
610 General Supplies		1,428.43		1,428.43
<b>Total Supplies</b>		<b>\$1,428.43</b>		<b>\$1,428.43</b>
<b>Total 2140 Psychological Services</b>		<b>\$86,958.26</b>	<b>\$4,591.32</b>	<b>\$91,549.58</b>

**General Fund (10)****2200 Support Services – Instructional Staff**

	<u>Elementary</u>	<u>Secondary</u>	<u>Federal</u>	<u>Total</u>
<b>100 Personnel Services – Salaries</b>				
100 Personnel Services – Salaries	80,712.00		14,000.00	94,712.00
<b>Total Personnel Services – Salaries</b>	<b>\$80,712.00</b>		<b>\$14,000.00</b>	<b>\$94,712.00</b>
<b>200 Personnel Services – Employee Benefits</b>				
210 Group Insurance – Contracted Provider	43.32			43.32
220 Social Security Contributions	6,775.79	859.79	525.15	8,160.73
230 PSERS Retirement Contributions	27,336.05		2,415.79	29,751.84
240 Tuition Reimbursement	7,860.00	29,038.40		36,898.40
260 Workers' Compensation	478.34	156.81	75.61	710.76
270 Group Insurance – Self-Insurance	1,022.64			1,022.64
<b>Total Personnel Services – Employee Benefits</b>	<b>\$43,516.14</b>	<b>\$30,055.00</b>	<b>\$3,016.55</b>	<b>\$76,587.69</b>
<b>300 Purchased Professional and Technical Services</b>				
329 Professional Educational Services – Other		15.00		15.00
<b>Total Purchased Professional and Technical Services</b>		<b>\$15.00</b>		<b>\$15.00</b>
<b>400 Purchased Property Services</b>				
440 Rentals		3,134.04		3,134.04
<b>Total Purchased Property Services</b>		<b>\$3,134.04</b>		<b>\$3,134.04</b>
<b>600 Supplies</b>				
610 General Supplies		5,400.00		5,400.00
640 Books and Periodicals	4,450.00	907.05	3,578.40	8,935.45
650 Supplies & Fees – Technology Related	5,394.10	3,580.00		8,974.10
<b>Total Supplies</b>	<b>\$9,844.10</b>	<b>\$9,887.05</b>	<b>\$3,578.40</b>	<b>\$23,309.55</b>
<b>Total 2200 Support Services – Instructional Staff</b>	<b>\$134,072.24</b>	<b>\$43,091.09</b>	<b>\$20,594.95</b>	<b>\$197,758.28</b>

General Fund (10)

	<u>Elementary</u>	<u>Secondary</u>	<u>Federal</u>	<u>Total</u>
220 Technology Support Services				
00 <u>Supplies</u>				
650 Supplies & Fees – Technology Related	3,580.00	3,580.00		7,160.00
<b>Total Supplies</b>	<b>\$3,580.00</b>	<b>\$3,580.00</b>		<b>\$7,160.00</b>
<b>Total 2220 Technology Support Services</b>	<b>\$3,580.00</b>	<b>\$3,580.00</b>		<b>\$7,160.00</b>

<b>General Fund (10)</b>				
<b>2250 School Library Services</b>				
	<u>Elementary</u>	<u>Secondary</u>	<u>Federal</u>	<u>Total</u>
<b>100 Personnel Services – Salaries</b>				
100 Personnel Services – Salaries	80,712.00			80,712.00
<b>Total Personnel Services – Salaries</b>	<b>\$80,712.00</b>			<b>\$80,712.00</b>
<b>200 Personnel Services – Employee Benefits</b>				
210 Group Insurance – Contracted Provider	43.32			43.32
220 Social Security Contributions	6,174.50			6,174.50
230 PSERS Retirement Contributions	27,336.05			27,336.05
260 Workers' Compensation	435.90			435.90
270 Group Insurance – Self-Insurance	1,022.64			1,022.64
<b>Total Personnel Services – Employee Benefits</b>	<b>\$35,012.41</b>			<b>\$35,012.41</b>
<b>400 Purchased Property Services</b>				
440 Rentals		3,134.04		3,134.04
<b>Total Purchased Property Services</b>		<b>\$3,134.04</b>		<b>\$3,134.04</b>
<b>600 Supplies</b>				
640 Books and Periodicals	4,450.00	907.05		5,357.05
650 Supplies & Fees – Technology Related	1,814.10			1,814.10
<b>Total Supplies</b>	<b>\$6,264.10</b>	<b>\$907.05</b>		<b>\$7,171.15</b>
<b>Total 2250 School Library Services</b>	<b>\$121,988.51</b>	<b>\$4,041.09</b>		<b>\$128,029.60</b>



<b>General Fund (10)</b>				
<b>270 Instructional Staff Professional Development Services</b>	<b>Elementary</b>	<b>Secondary</b>	<b>Federal</b>	<b>Total</b>
<b>100 Personnel Services – Salaries</b>				
100 Personnel Services – Salaries			14,000.00	14,000.00
<b>Total Personnel Services – Salaries</b>			<b>\$14,000.00</b>	<b>\$14,000.00</b>
<b>200 Personnel Services – Employee Benefits</b>				
220 Social Security Contributions	601.29	859.79	525.15	1,986.23
230 PSERS Retirement Contributions			2,415.79	2,415.79
240 Tuition Reimbursement	7,860.00	29,038.40		36,898.40
260 Workers' Compensation	42.44	156.81	75.61	274.86
<b>Total Personnel Services – Employee Benefits</b>	<b>\$8,503.73</b>	<b>\$30,055.00</b>	<b>\$3,016.55</b>	<b>\$41,575.28</b>
<b>300 Purchased Professional and Technical Services</b>				
329 Professional Educational Services – Other		15.00		15.00
<b>Total Purchased Professional and Technical Services</b>		<b>\$15.00</b>		<b>\$15.00</b>
<b>400 Supplies</b>				
610 General Supplies		5,400.00		5,400.00
640 Books and Periodicals			3,578.40	3,578.40
<b>Total Supplies</b>		<b>\$5,400.00</b>	<b>\$3,578.40</b>	<b>\$8,978.40</b>
<b>Total 2270 Instructional Staff Professional Development Services</b>	<b>\$8,503.73</b>	<b>\$35,470.00</b>	<b>\$20,594.95</b>	<b>\$64,568.68</b>

**General Fund (10)**

	<u>Elementary</u>	<u>Secondary</u>	<u>Federal</u>	<u>Total</u>
<b>2300 Support Services – Administration</b>				
<b>100 Personnel Services – Salaries</b>				
100 Personnel Services – Salaries	209,709.70	435,876.86		1,047,492.68
<b>Total Personnel Services – Salaries</b>	<b>\$209,709.70</b>	<b>\$435,876.86</b>		<b>\$1,047,492.68</b>
<b>200 Personnel Services – Employee Benefits</b>				
210 Group Insurance – Contracted Provider	56,386.10	78,761.77		168,021.23
220 Social Security Contributions	14,956.83	32,746.91		77,938.69
230 PSERS Retirement Contributions	68,337.37	149,727.34		325,999.05
250 Unemployment Compensation		2,617.28		2,617.28
260 Workers' Compensation	1,078.81	2,361.37		5,140.01
270 Group Insurance – Self-Insurance	3,238.36	5,581.91		23,891.43
280 Other Post-Employment Benefits (OPEB)				42,604.44
<b>Total Personnel Services – Employee Benefits</b>	<b>\$143,997.47</b>	<b>\$271,796.58</b>		<b>\$646,212.13</b>
<b>300 Purchased Professional and Technical Services</b>				
310 Official / Administrative Services				77,595.36
330 Other Professional Services				139,372.93
340 Technical Services				7,452.68
<b>Total Purchased Professional and Technical Services</b>				<b>\$224,420.97</b>
<b>400 Purchased Property Services</b>				
440 Rentals	10,903.28	5,561.72		26,088.16
<b>Total Purchased Property Services</b>	<b>\$10,903.28</b>	<b>\$5,561.72</b>		<b>\$26,088.16</b>
<b>500 Other Purchased Services</b>				
520 Insurance – General				21,783.00
530 Communications	4,593.44	4,740.69		9,334.13
549 Other Advertising/Public Relations				13,745.52
580 Travel	438.61	386.46		2,879.93
<b>Total Other Purchased Services</b>	<b>\$5,032.05</b>	<b>\$5,127.15</b>		<b>\$47,742.58</b>
<b>600 Supplies</b>				
610 General Supplies	2,872.83	1,445.05		20,214.38
630 Food				155.24
640 Books and Periodicals				2,597.56
<b>Total Supplies</b>	<b>\$2,872.83</b>	<b>\$1,445.05</b>		<b>\$22,967.18</b>
<b>800 Other Objects</b>				
810 Dues and Fees	719.00	1,190.00		18,665.89
890 Miscellaneous Expenditures				2,407.03
<b>Total Other Objects</b>	<b>\$719.00</b>	<b>\$1,190.00</b>		<b>\$21,072.92</b>
<b>Total 2300 Support Services – Administration</b>	<b>\$373,234.33</b>	<b>\$720,997.36</b>		<b>\$2,035,996.62</b>

General Fund (10)	Elementary	Secondary	Federal	Total
<b>310 Board Services</b>				
<b>100 Personnel Services – Salaries</b>				
100 Personnel Services – Salaries				9,901.10
<b>Total Personnel Services – Salaries</b>				<b>\$9,901.10</b>
<b>100 Personnel Services – Employee Benefits</b>				
220 Social Security Contributions				751.89
230 PSERS Retirement Contributions				3,416.89
260 Workers' Compensation				53.52
<b>Total Personnel Services – Employee Benefits</b>				<b>\$4,222.30</b>
<b>100 Purchased Professional and Technical Services</b>				
330 Other Professional Services				2,700.00
<b>Total Purchased Professional and Technical Services</b>				<b>\$2,700.00</b>
<b>100 Other Purchased Services</b>				
520 Insurance – General				21,783.00
549 Other Advertising/Public Relations				13,745.52
580 Travel				135.50
<b>Total Other Purchased Services</b>				<b>\$35,664.02</b>
<b>100 Supplies</b>				
610 General Supplies				4,226.98
630 Food				155.24
<b>Total Supplies</b>				<b>\$4,382.22</b>
<b>100 Other Objects</b>				
810 Dues and Fees				12,214.89
<b>Total Other Objects</b>				<b>\$12,214.89</b>
<b>Total 2310 Board Services</b>				<b>\$69,084.53</b>

**General Fund (10)**

	<u>Elementary</u>	<u>Secondary</u>	<u>Federal</u>	<u>Total</u>
<b>2330 Tax Assessment and Collection Services</b>				
<b>100 Personnel Services – Salaries</b>				
100 Personnel Services – Salaries				87,144.00
<b>Total Personnel Services – Salaries</b>				<b>\$87,144.00</b>
<b>200 Personnel Services – Employee Benefits</b>				
220 Social Security Contributions				6,666.59
<b>Total Personnel Services – Employee Benefits</b>				<b>\$6,666.59</b>
<b>300 Purchased Professional and Technical Services</b>				
310 Official / Administrative Services				77,595.36
<b>Total Purchased Professional and Technical Services</b>				<b>\$77,595.36</b>
<b>600 Supplies</b>				
610 General Supplies				7,775.41
<b>Total Supplies</b>				<b>\$7,775.41</b>
<b>Total 2330 Tax Assessment and Collection Services</b>				<b>\$179,181.36</b>

General Fund (10)	Elementary	Secondary	Federal	Total
2350 Legal and Accounting Services				
100 <u>Purchased Professional and Technical Services</u>				
330 Other Professional Services				136,672.93
340 Technical Services				2,064.68
<b>Total Purchased Professional and Technical Services</b>				<b>\$138,737.61</b>
100 <u>Other Objects</u>				
810 Dues and Fees				580.00
<b>Total Other Objects</b>				<b>\$580.00</b>
<b>Total 2350 Legal and Accounting Services</b>				<b>\$139,317.61</b>

**General Fund (10)**

	<u>Elementary</u>	<u>Secondary</u>	<u>Federal</u>	<u>Total</u>
<b>2360 Office of the Superintendent / Executive Director Services</b>				
<b>100 Personnel Services – Salaries</b>				
100 Personnel Services – Salaries				304,861.02
<b>Total Personnel Services – Salaries</b>				<b>\$304,861.02</b>
<b>200 Personnel Services – Employee Benefits</b>				
210 Group Insurance – Contracted Provider				32,873.36
220 Social Security Contributions				22,816.47
230 PSEERS Retirement Contributions				104,517.45
260 Workers' Compensation				1,646.31
270 Group Insurance – Self-Insurance				15,071.16
280 Other Post-Employment Benefits (OPEB)				42,604.44
<b>Total Personnel Services – Employee Benefits</b>				<b>\$219,529.19</b>
<b>400 Purchased Property Services</b>				
440 Rentals				9,623.16
<b>Total Purchased Property Services</b>				<b>\$9,623.16</b>
<b>500 Other Purchased Services</b>				
530 Communications	292.31	270.25		562.56
580 Travel				1,919.36
<b>Total Other Purchased Services</b>	<b>\$292.31</b>	<b>\$270.25</b>		<b>\$2,481.92</b>
<b>600 Supplies</b>				
610 General Supplies				3,894.11
640 Books and Periodicals				2,597.56
<b>Total Supplies</b>				<b>\$6,491.67</b>
<b>800 Other Objects</b>				
810 Dues and Fees				3,804.00
<b>Total Other Objects</b>				<b>\$3,804.00</b>
<b>Total 2360 Office of the Superintendent / Executive Director Services</b>	<b>\$292.31</b>	<b>\$270.25</b>		<b>\$546,790.96</b>

<b>General Fund (10)</b>				
<b>2380 Office of the Principal Services</b>				
	<u>Elementary</u>	<u>Secondary</u>	<u>Federal</u>	<u>Total</u>
<b>00 Personnel Services – Salaries</b>				
100 Personnel Services – Salaries	209,709.70	435,876.86		645,586.56
<b>Total Personnel Services – Salaries</b>	<b>\$209,709.70</b>	<b>\$435,876.86</b>		<b>\$645,586.56</b>
<b>00 Personnel Services – Employee Benefits</b>				
210 Group Insurance – Contracted Provider	56,386.10	78,761.77		135,147.87
220 Social Security Contributions	14,956.83	32,746.91		47,703.74
230 PSERS Retirement Contributions	68,337.37	149,727.34		218,064.71
250 Unemployment Compensation		2,617.28		2,617.28
260 Workers' Compensation	1,078.81	2,361.37		3,440.18
270 Group Insurance – Self-Insurance	3,238.36	5,581.91		8,820.27
<b>Total Personnel Services – Employee Benefits</b>	<b>\$143,997.47</b>	<b>\$271,796.58</b>		<b>\$415,794.05</b>
<b>00 Purchased Property Services</b>				
440 Rentals	10,903.28	5,561.72		16,465.00
<b>Total Purchased Property Services</b>	<b>\$10,903.28</b>	<b>\$5,561.72</b>		<b>\$16,465.00</b>
<b>00 Other Purchased Services</b>				
530 Communications	4,301.13	4,470.44		8,771.57
580 Travel	438.61	386.46		825.07
<b>Total Other Purchased Services</b>	<b>\$4,739.74</b>	<b>\$4,856.90</b>		<b>\$9,596.64</b>
<b>00 Supplies</b>				
610 General Supplies	2,872.83	1,445.05		4,317.88
<b>Total Supplies</b>	<b>\$2,872.83</b>	<b>\$1,445.05</b>		<b>\$4,317.88</b>
<b>00 Other Objects</b>				
810 Dues and Fees	719.00	1,190.00		1,909.00
<b>Total Other Objects</b>	<b>\$719.00</b>	<b>\$1,190.00</b>		<b>\$1,909.00</b>
<b>Total 2380 Office of the Principal Services</b>	<b>\$372,942.02</b>	<b>\$720,727.11</b>		<b>\$1,093,669.13</b>

General Fund (10)

	<u>Elementary</u>	<u>Secondary</u>	<u>Federal</u>	<u>Total</u>
<b>2390 Other Administration Services</b>				
<b>300 Purchased Professional and Technical Services</b>				
340 Technical Services				5,388.00
<b>Total Purchased Professional and Technical Services</b>				<b>\$5,388.00</b>
<b>800 Other Objects</b>				
810 Dues and Fees				158.00
890 Miscellaneous Expenditures				2,407.03
<b>Total Other Objects</b>				<b>\$2,565.03</b>
<b>Total 2390 Other Administration Services</b>				<b>\$7,953.03</b>



General Fund (10)

	<u>Elementary</u>	<u>Secondary</u>	<u>Federal</u>	<u>Total</u>
<b>2400 Support Services – Pupil Health</b>				
<b>00 Personnel Services – Salaries</b>				
100 Personnel Services – Salaries				159,898.02
<b>Total Personnel Services – Salaries</b>				<b>\$159,898.02</b>
<b>00 Personnel Services – Employee Benefits</b>				
210 Group Insurance – Contracted Provider				41,386.12
220 Social Security Contributions				11,941.40
230 PSERS Retirement Contributions				55,181.00
260 Workers' Compensation				863.32
270 Group Insurance – Self-Insurance				3,067.92
<b>Total Personnel Services – Employee Benefits</b>				<b>\$112,439.76</b>
<b>00 Purchased Professional and Technical Services</b>				
330 Other Professional Services			69,222.20	94,086.72
<b>Total Purchased Professional and Technical Services</b>			<b>\$69,222.20</b>	<b>\$94,086.72</b>
<b>00 Purchased Property Services</b>				
430 Repairs and Maintenance Services				244.30
<b>Total Purchased Property Services</b>				<b>\$244.30</b>
<b>00 Other Purchased Services</b>				
530 Communications				1,500.00
<b>Total Other Purchased Services</b>				<b>\$1,500.00</b>
<b>00 Supplies</b>				
610 General Supplies				7,410.26
<b>Total Supplies</b>				<b>\$7,410.26</b>
<b>Total 2400 Support Services – Pupil Health</b>			<b>\$69,222.20</b>	<b>\$375,579.06</b>

**General Fund (10)**

**2420 Medical Services**

Elementary

Secondary

Federal

Total

**300 Purchased Professional and Technical Services**

330 Other Professional Services

69,222.20

85,586.72

**Total Purchased Professional and Technical Services**

**\$69,222.20**

**\$85,586.72**

**400 Purchased Property Services**

430 Repairs and Maintenance Services

244.30

**Total Purchased Property Services**

**\$244.30**

**600 Supplies**

610 General Supplies

3,779.90

**Total Supplies**

**\$3,779.90**

**Total 2420 Medical Services**

**\$69,222.20**

**\$89,610.92**

eneral Fund (10)

130 Dental Services

Elementary

Secondary

Federal

Total

100 Supplies

610 General Supplies

187.95

**Total Supplies**

**\$187.95**

**Total 2430 Dental Services**

**\$187.95**

**General Fund (10)****2440 Nursing Services**ElementarySecondaryFederalTotal**100 Personnel Services – Salaries**

100 Personnel Services – Salaries

159,898.02

**Total Personnel Services – Salaries****\$159,898.02****200 Personnel Services – Employee Benefits**

210 Group Insurance – Contracted Provider

41,386.12

220 Social Security Contributions

11,941.40

230 PSERS Retirement Contributions

55,181.00

260 Workers' Compensation

863.32

270 Group Insurance – Self-Insurance

3,067.92

**Total Personnel Services – Employee Benefits****\$112,439.76****500 Other Purchased Services**

530 Communications

1,500.00

**Total Other Purchased Services****\$1,500.00****600 Supplies**

610 General Supplies

3,442.41

**Total Supplies****\$3,442.41****Total 2440 Nursing Services****\$277,280.19**

General Fund (10)

	<u>Elementary</u>	<u>Secondary</u>	<u>Federal</u>	<u>Total</u>
90 Other Health Services				
00 <u>Purchased Professional and Technical Services</u>				
330 Other Professional Services				8,500.00
<b>Total Purchased Professional and Technical Services</b>				<b>\$8,500.00</b>
<b>Total 2490 Other Health Services</b>				<b>\$8,500.00</b>

**General Fund (10)**

**2500 Support Services – Business**

Elementary

Secondary

Federal

Total

**100 Personnel Services – Salaries**

100 Personnel Services – Salaries

221,623.03

**Total Personnel Services – Salaries**

**\$221,623.03**

**200 Personnel Services – Employee Benefits**

210 Group Insurance – Contracted Provider

61,939.04

220 Social Security Contributions

16,502.23

230 PSERS Retirement Contributions

76,482.39

260 Workers' Compensation

1,197.94

270 Group Insurance – Self-Insurance

6,001.50

280 Other Post-Employment Benefits (OPEB)

17,904.00

**Total Personnel Services – Employee Benefits**

**\$180,027.10**

**300 Purchased Professional and Technical Services**

330 Other Professional Services

9,472.28

340 Technical Services

20,752.58

**Total Purchased Professional and Technical Services**

**\$30,224.86**

**400 Purchased Property Services**

430 Repairs and Maintenance Services

312.00

440 Rentals

7,565.36

**Total Purchased Property Services**

**\$7,877.36**

**500 Other Purchased Services**

530 Communications

1,613.53

580 Travel

973.09

**Total Other Purchased Services**

**\$2,586.62**

**600 Supplies**

610 General Supplies

4,686.29

640 Books and Periodicals

88.00

**Total Supplies**

**\$4,774.29**

**800 Other Objects**

810 Dues and Fees

1,189.00

**Total Other Objects**

**\$1,189.00**

**Total 2500 Support Services – Business**

**\$448,302.26**

General Fund (10)	Elementary	Secondary	Federal	Total
<b>10 Fiscal Services</b>				
<b>00 Personnel Services -- Salaries</b>				
100 Personnel Services -- Salaries				221,623.03
<b>Total Personnel Services -- Salaries</b>				<b>\$221,623.03</b>
<b>00 Personnel Services -- Employee Benefits</b>				
210 Group Insurance -- Contracted Provider				61,939.04
220 Social Security Contributions				16,502.23
230 PSERS Retirement Contributions				76,482.39
260 Workers' Compensation				1,197.94
270 Group Insurance -- Self-Insurance				6,001.50
280 Other Post-Employment Benefits (OPEB)				17,904.00
<b>Total Personnel Services -- Employee Benefits</b>				<b>\$180,027.10</b>
<b>00 Purchased Professional and Technical Services</b>				
330 Other Professional Services				9,472.28
340 Technical Services				20,752.58
<b>Total Purchased Professional and Technical Services</b>				<b>\$30,224.86</b>
<b>00 Purchased Property Services</b>				
430 Repairs and Maintenance Services				312.00
440 Rentals				7,565.36
<b>Total Purchased Property Services</b>				<b>\$7,877.36</b>
<b>00 Other Purchased Services</b>				
530 Communications				1,613.53
580 Travel				973.09
<b>Total Other Purchased Services</b>				<b>\$2,586.62</b>
<b>00 Supplies</b>				
610 General Supplies				4,686.29
640 Books and Periodicals				88.00
<b>Total Supplies</b>				<b>\$4,774.29</b>
<b>00 Other Objects</b>				
810 Dues and Fees				1,189.00
<b>Total Other Objects</b>				<b>\$1,189.00</b>
<b>Total 2510 Fiscal Services</b>				<b>\$448,302.26</b>

**General Fund (10)****2511 Supervision of Fiscal Services - Head of Component****Elementary****Secondary****Federal****Total****100 Personnel Services – Salaries**

100 Personnel Services – Salaries

132,422.36

**Total Personnel Services – Salaries****\$132,422.36****200 Personnel Services – Employee Benefits**

210 Group Insurance – Contracted Provider

26,524.40

220 Social Security Contributions

10,018.20

230 PSERS Retirement Contributions

45,699.14

260 Workers' Compensation

715.00

270 Group Insurance – Self-Insurance

1,733.58

**Total Personnel Services – Employee Benefits****\$84,690.32****300 Purchased Professional and Technical Services**

330 Other Professional Services

9,472.28

340 Technical Services

4,389.08

**Total Purchased Professional and Technical Services****\$13,861.36****400 Purchased Property Services**

430 Repairs and Maintenance Services

312.00

440 Rentals

7,358.64

**Total Purchased Property Services****\$7,670.64****500 Other Purchased Services**

530 Communications

1,613.53

580 Travel

668.09

**Total Other Purchased Services****\$2,281.62****600 Supplies**

610 General Supplies

4,579.12

640 Books and Periodicals

88.00

**Total Supplies****\$4,667.12****800 Other Objects**

810 Dues and Fees

1,104.00

**Total Other Objects****\$1,104.00****Total 2511 Supervision of Fiscal Services - Head of Component****\$246,697.42**



General Fund (10)	Elementary	Secondary	Federal	Total
<b>2513 Receiving and Disbursing Funds Services</b>				
<b>00 Personnel Services – Salaries</b>				
100 Personnel Services – Salaries				46,409.56
<b>Total Personnel Services – Salaries</b>				<b>\$46,409.56</b>
<b>00 Personnel Services – Employee Benefits</b>				
210 Group Insurance – Contracted Provider				17,467.32
220 Social Security Contributions				3,443.00
230 PSERS Retirement Contributions				16,015.94
260 Workers' Compensation				250.64
270 Group Insurance – Self-Insurance				2,222.64
<b>Total Personnel Services – Employee Benefits</b>				<b>\$39,399.54</b>
<b>00 Purchased Professional and Technical Services</b>				
340 Technical Services				6,993.80
<b>Total Purchased Professional and Technical Services</b>				<b>\$6,993.80</b>
<b>00 Purchased Property Services</b>				
440 Rentals				103.36
<b>Total Purchased Property Services</b>				<b>\$103.36</b>
<b>00 Supplies</b>				
610 General Supplies				5.61
<b>Total Supplies</b>				<b>\$5.61</b>
<b>00 Other Objects</b>				
810 Dues and Fees				10.00
<b>Total Other Objects</b>				<b>\$10.00</b>
<b>Total 2513 Receiving and Disbursing Funds Services</b>				<b>\$92,921.87</b>

**General Fund (10)**

**2514 Payroll Services**

**100 Personnel Services – Salaries**

100 Personnel Services – Salaries

42,791.11

**Total Personnel Services – Salaries**

**\$42,791.11**

**200 Personnel Services – Employee Benefits**

210 Group Insurance – Contracted Provider

17,947.32

220 Social Security Contributions

3,041.03

230 PSERS Retirement Contributions

14,767.31

260 Workers' Compensation

232.30

270 Group Insurance – Self-Insurance

2,045.28

280 Other Post-Employment Benefits (OPEB)

17,904.00

**Total Personnel Services – Employee Benefits**

**\$55,937.24**

**300 Purchased Professional and Technical Services**

340 Technical Services

9,369.70

**Total Purchased Professional and Technical Services**

**\$9,369.70**

**400 Purchased Property Services**

440 Rentals

103.36

**Total Purchased Property Services**

**\$103.36**

**500 Other Purchased Services**

580 Travel

305.00

**Total Other Purchased Services**

**\$305.00**

**600 Supplies**

610 General Supplies

101.56

**Total Supplies**

**\$101.56**

**800 Other Objects**

810 Dues and Fees

75.00

**Total Other Objects**

**\$75.00**

**Total 2514 Payroll Services**

**\$108,682.97**

General Fund (10)				
2600 Operation and Maintenance of Plant Services				
	Elementary	Secondary	Federal	Total
<b>00 Personnel Services – Salaries</b>				
100 Personnel Services – Salaries				915,413.90
<b>Total Personnel Services – Salaries</b>				<b>\$915,413.90</b>
<b>00 Personnel Services – Employee Benefits</b>				
210 Group Insurance – Contracted Provider				184,713.95
220 Social Security Contributions				66,895.05
230 PSERS Retirement Contributions				311,692.06
250 Unemployment Compensation				11,903.69
260 Workers' Compensation				4,987.75
270 Group Insurance – Self-Insurance				12,598.13
<b>Total Personnel Services – Employee Benefits</b>				<b>\$592,790.63</b>
<b>00 Purchased Professional and Technical Services</b>				
340 Technical Services				46,701.90
350 Security / Safety Services				40.00
<b>Total Purchased Professional and Technical Services</b>				<b>\$46,741.90</b>
<b>00 Purchased Property Services</b>				
410 Cleaning Services				9,353.26
420 Utility Services				34,215.80
430 Repairs and Maintenance Services				137,367.69
440 Rentals				1,000.00
460 Extermination Services				6,594.00
490 Other Purchased Property Services				4,698.16
<b>Total Purchased Property Services</b>				<b>\$193,228.91</b>
<b>00 Other Purchased Services</b>				
521 Fire Insurance				18,622.00
522 Automotive Liability Insurance				10,158.00
523 General Property and Liability Insurance				83,821.00
529 Other Insurance				8,284.00
530 Communications				52,432.76
580 Travel				1,235.18
<b>Total Other Purchased Services</b>				<b>\$174,552.94</b>
<b>00 Supplies</b>				
610 General Supplies	28,935.49	53,291.20	117,880.94	200,107.63
620 Energy				325,011.32
<b>Total Supplies</b>	<b>\$28,935.49</b>	<b>\$53,291.20</b>	<b>\$117,880.94</b>	<b>\$525,118.95</b>
<b>00 Property</b>				
752 Capital Equipment – Original and Additional			39,874.00	39,874.00
<b>Total Property</b>			<b>\$39,874.00</b>	<b>\$39,874.00</b>
<b>00 Other Objects</b>				
810 Dues and Fees				315.00
<b>Total Other Objects</b>				<b>\$315.00</b>
<b>Total 2600 Operation and Maintenance of Plant Services</b>	<b>\$28,935.49</b>	<b>\$53,291.20</b>	<b>\$157,754.94</b>	<b>\$2,488,036.23</b>

**General Fund (10)**

**2610 Supervision of Operation and Maintenance of Plant Services**

Elementary

Secondary

Federal

Total

**100 Personnel Services – Salaries**

100 Personnel Services – Salaries

104,516.14

**Total Personnel Services – Salaries**

**\$104,516.14**

**200 Personnel Services – Employee Benefits**

210 Group Insurance – Contracted Provider

14,965.80

220 Social Security Contributions

7,909.71

230 PSERS Retirement Contributions

31,191.13

260 Workers' Compensation

564.36

270 Group Insurance – Self-Insurance

1,193.08

**Total Personnel Services – Employee Benefits**

**\$55,824.08**

**Total 2610 Supervision of Operation and Maintenance of Plant Services**

**\$160,340.22**

General Fund (10)

	<u>Elementary</u>	<u>Secondary</u>	<u>Federal</u>	<u>Total</u>
<b>11 Supervision of Operation and Maintenance of Plant Services – Head of Component</b>				
<b>00 Personnel Services – Salaries</b>				
100 Personnel Services – Salaries				104,516.14
<b>Total Personnel Services – Salaries</b>				<b>\$104,516.14</b>
<b>00 Personnel Services – Employee Benefits</b>				
210 Group Insurance – Contracted Provider				14,965.80
220 Social Security Contributions				7,909.71
230 PSERS Retirement Contributions				31,191.13
260 Workers' Compensation				564.36
270 Group Insurance – Self-Insurance				1,193.08
<b>Total Personnel Services – Employee Benefits</b>				<b>\$55,824.08</b>
<b>Total 2611 Supervision of Operation and Maintenance of Plant Services – Head of Component</b>				<b>\$160,340.22</b>

General Fund (10)

	<u>Elementary</u>	<u>Secondary</u>	<u>Federal</u>	<u>Total</u>
<b>2620 Operation of Buildings Services</b>				
<b>100 Personnel Services – Salaries</b>				
100 Personnel Services – Salaries				693,306.67
<b>Total Personnel Services – Salaries</b>				<b>\$693,306.67</b>
<b>200 Personnel Services – Employee Benefits</b>				
210 Group Insurance – Contracted Provider				155,726.53
220 Social Security Contributions				50,332.46
230 PSERS Retirement Contributions				240,035.32
250 Unemployment Compensation				10,760.12
260 Workers' Compensation				3,788.40
270 Group Insurance – Self-Insurance				10,211.97
<b>Total Personnel Services – Employee Benefits</b>				<b>\$470,854.80</b>
<b>300 Purchased Professional and Technical Services</b>				
340 Technical Services				46,701.90
<b>Total Purchased Professional and Technical Services</b>				<b>\$46,701.90</b>
<b>400 Purchased Property Services</b>				
410 Cleaning Services				9,353.26
420 Utility Services				34,215.80
430 Repairs and Maintenance Services				137,367.69
440 Rentals				1,000.00
460 Extermination Services				6,594.00
490 Other Purchased Property Services				4,698.16
<b>Total Purchased Property Services</b>				<b>\$193,228.91</b>
<b>500 Other Purchased Services</b>				
521 Fire Insurance				18,622.00
522 Automotive Liability Insurance				10,158.00
523 General Property and Liability Insurance				83,821.00
529 Other Insurance				8,284.00
530 Communications				51,797.14
580 Travel				1,235.18
<b>Total Other Purchased Services</b>				<b>\$173,917.32</b>
<b>600 Supplies</b>				
610 General Supplies	28,178.36	52,591.19	117,880.94	198,650.49
620 Energy				325,011.32
<b>Total Supplies</b>	<b>\$28,178.36</b>	<b>\$52,591.19</b>	<b>\$117,880.94</b>	<b>\$523,661.81</b>
<b>700 Property</b>				
752 Capital Equipment – Original and Additional			39,874.00	39,874.00
<b>Total Property</b>			<b>\$39,874.00</b>	<b>\$39,874.00</b>
<b>800 Other Objects</b>				
810 Dues and Fees				315.00
<b>Total Other Objects</b>				<b>\$315.00</b>
<b>Total 2620 Operation of Buildings Services</b>	<b>\$28,178.36</b>	<b>\$52,591.19</b>	<b>\$157,754.94</b>	<b>\$2,141,860.41</b>

General Fund (10)	Elementary	Secondary	Federal	Total
<b>260 Safety and Security Services</b>				
<b>100 Personnel Services – Salaries</b>				
100 Personnel Services – Salaries				117,591.09
<b>Total Personnel Services – Salaries</b>				<b>\$117,591.09</b>
<b>100 Personnel Services – Employee Benefits</b>				
210 Group Insurance – Contracted Provider				14,021.62
220 Social Security Contributions				8,652.88
230 PSERS Retirement Contributions				40,465.61
250 Unemployment Compensation				1,143.57
260 Workers' Compensation				634.99
270 Group Insurance – Self-Insurance				1,193.08
<b>Total Personnel Services – Employee Benefits</b>				<b>\$66,111.75</b>
<b>100 Purchased Professional and Technical Services</b>				
350 Security / Safety Services				40.00
<b>Total Purchased Professional and Technical Services</b>				<b>\$40.00</b>
<b>100 Other Purchased Services</b>				
530 Communications				635.62
<b>Total Other Purchased Services</b>				<b>\$635.62</b>
<b>100 Supplies</b>				
610 General Supplies	757.13	700.01		1,457.14
<b>Total Supplies</b>	<b>\$757.13</b>	<b>\$700.01</b>		<b>\$1,457.14</b>
<b>Total 2660 Safety and Security Services</b>	<b>\$757.13</b>	<b>\$700.01</b>		<b>\$185,835.60</b>

**General Fund (10)**

	<u>Elementary</u>	<u>Secondary</u>	<u>Federal</u>	<u>Total</u>
<b>2700 Student Transportation Services</b>				
<b>100 Personnel Services – Salaries</b>				
100 Personnel Services – Salaries				138,063.44
<b>Total Personnel Services – Salaries</b>				<b>\$138,063.44</b>
<b>200 Personnel Services – Employee Benefits</b>				
210 Group Insurance – Contracted Provider				49,838.32
220 Social Security Contributions				10,321.44
230 PSERS Retirement Contributions				48,048.95
250 Unemployment Compensation				6,024.83
260 Workers' Compensation				749.51
270 Group Insurance – Self-Insurance				3,722.82
280 Other Post-Employment Benefits (OPEB)				(399.24)
<b>Total Personnel Services – Employee Benefits</b>				<b>\$118,306.63</b>
<b>400 Purchased Property Services</b>				
430 Repairs and Maintenance Services				8,251.94
<b>Total Purchased Property Services</b>				<b>\$8,251.94</b>
<b>500 Other Purchased Services</b>				
513 Contracted Carriers			10,560.00	1,679,277.74
530 Communications				601.07
580 Travel				96.88
599 Other Miscellaneous Purchased Services				245.00
<b>Total Other Purchased Services</b>			<b>\$10,560.00</b>	<b>\$1,680,220.69</b>
<b>600 Supplies</b>				
610 General Supplies				655.46
620 Energy				3,596.21
<b>Total Supplies</b>				<b>\$4,251.67</b>
<b>800 Other Objects</b>				
810 Dues and Fees				200.00
<b>Total Other Objects</b>				<b>\$200.00</b>
<b>Total 2700 Student Transportation Services</b>			<b>\$10,560.00</b>	<b>\$1,949,294.37</b>



General Fund (10)				
2710 Supervision of Student Transportation Services	Elementary	Secondary	Federal	Total
<b>00 Personnel Services – Salaries</b>				
100 Personnel Services – Salaries				74,339.60
<b>Total Personnel Services – Salaries</b>				<b>\$74,339.60</b>
<b>00 Personnel Services – Employee Benefits</b>				
210 Group Insurance – Contracted Provider				20,591.68
220 Social Security Contributions				5,580.45
230 PSERS Retirement Contributions				25,654.55
260 Workers' Compensation				401.24
270 Group Insurance – Self-Insurance				1,533.96
<b>Total Personnel Services – Employee Benefits</b>				<b>\$53,761.88</b>
<b>00 Other Purchased Services</b>				
530 Communications				483.45
580 Travel				96.88
<b>Total Other Purchased Services</b>				<b>\$580.33</b>
<b>00 Other Objects</b>				
810 Dues and Fees				200.00
<b>Total Other Objects</b>				<b>\$200.00</b>
<b>Total 2710 Supervision of Student Transportation Services</b>				<b>\$128,881.81</b>

EA : 107657503 Southmoreland SD

Printed 12/27/2021 4:18:42 PM

<b>General Fund (10)</b>					
<b>2711 Supervision of Student Transportation Services – Head of Component</b>		<u>Elementary</u>	<u>Secondary</u>	<u>Federal</u>	<u>Total</u>
<b>100 Personnel Services – Salaries</b>					
100 Personnel Services – Salaries					74,339.60
<b>Total Personnel Services – Salaries</b>					<b>\$74,339.60</b>
<b>200 Personnel Services – Employee Benefits</b>					
210 Group Insurance – Contracted Provider					20,591.68
220 Social Security Contributions					5,580.45
230 PSERS Retirement Contributions					25,654.55
260 Workers' Compensation					401.24
270 Group Insurance – Self-Insurance					1,533.96
<b>Total Personnel Services – Employee Benefits</b>					<b>\$53,761.88</b>
<b>500 Other Purchased Services</b>					
530 Communications					483.45
580 Travel					96.88
<b>Total Other Purchased Services</b>					<b>\$580.33</b>
<b>800 Other Objects</b>					
810 Dues and Fees					200.00
<b>Total Other Objects</b>					<b>\$200.00</b>
<b>Total 2711 Supervision of Student Transportation Services – Head of Component</b>					<b>\$128,881.81</b>

General Fund (10)		Elementary	Secondary	Federal	Total
<b>2720 Vehicle Operation Services</b>					
<b>00 Personnel Services – Salaries</b>					
100	Personnel Services – Salaries				63,723.84
<b>Total Personnel Services – Salaries</b>					<b>\$63,723.84</b>
<b>00 Personnel Services – Employee Benefits</b>					
210	Group Insurance – Contracted Provider				29,246.64
220	Social Security Contributions				4,740.99
230	PSERS Retirement Contributions				22,394.40
250	Unemployment Compensation				6,024.83
260	Workers' Compensation				348.27
270	Group Insurance – Self-Insurance				2,188.86
280	Other Post-Employment Benefits (OPEB)				(399.24)
<b>Total Personnel Services – Employee Benefits</b>					<b>\$64,544.75</b>
<b>00 Purchased Property Services</b>					
430	Repairs and Maintenance Services				8,251.94
<b>Total Purchased Property Services</b>					<b>\$8,251.94</b>
<b>00 Other Purchased Services</b>					
513	Contracted Carriers			10,560.00	1,341,191.78
530	Communications				117.62
599	Other Miscellaneous Purchased Services				245.00
<b>Total Other Purchased Services</b>					<b>\$10,560.00</b>
<b>00 Supplies</b>					
610	General Supplies				655.46
620	Energy				3,596.21
<b>Total Supplies</b>					<b>\$4,251.67</b>
<b>Total 2720 Vehicle Operation Services</b>					<b>\$10,560.00</b>
					<b>\$1,482,326.60</b>

EA : 107657503 Southmoreland SD

Printed 12/27/2021 4:18:42 PM

**General Fund (10)**

	<u>Elementary</u>	<u>Secondary</u>	<u>Federal</u>	<u>Total</u>
<b>2750 Nonpublic Transportation</b>				
<b>500 Other Purchased Services</b>				
513 Contracted Carriers				338,085.96
<b>Total Other Purchased Services</b>				<b>\$338,085.96</b>
<b>Total 2750 Nonpublic Transportation</b>				<b>\$338,085.96</b>

General Fund (10)		Elementary	Secondary	Federal	Total
<b>2800 Support Services – Central</b>					
<b>00 Personnel Services – Salaries</b>					
100	Personnel Services – Salaries				149,763.13
<b>Total Personnel Services – Salaries</b>					<b>\$149,763.13</b>
<b>00 Personnel Services – Employee Benefits</b>					
210	Group Insurance – Contracted Provider				17,988.59
220	Social Security Contributions				11,366.53
230	PSEERS Retirement Contributions				50,993.23
260	Workers' Compensation				808.74
270	Group Insurance – Self-Insurance				2,045.28
<b>Total Personnel Services – Employee Benefits</b>					<b>\$83,202.37</b>
<b>00 Purchased Property Services</b>					
430	Repairs and Maintenance Services				1,992.07
<b>Total Purchased Property Services</b>					<b>\$1,992.07</b>
<b>00 Other Purchased Services</b>					
530	Communications				1,271.24
580	Travel				325.00
<b>Total Other Purchased Services</b>					<b>\$1,596.24</b>
<b>00 Supplies</b>					
610	General Supplies			17,914.62	17,914.62
650	Supplies & Fees – Technology Related				56,839.31
<b>Total Supplies</b>					<b>\$17,914.62</b>
<b>00 Property</b>					
756	Capitalized Technology Equipment – Original			299,999.76	299,999.76
768	Capitalized Technology Software - Replacement				24,535.27
<b>Total Property</b>					<b>\$299,999.76</b>
<b>00 Other Objects</b>					
810	Dues and Fees				50.00
<b>Total Other Objects</b>					<b>\$50.00</b>
<b>Total 2800 Support Services – Central</b>				<b>\$317,914.38</b>	<b>\$635,892.77</b>

**General Fund (10)**

	<u>Elementary</u>	<u>Secondary</u>	<u>Federal</u>	<u>Total</u>
<b>2810 Planning, Research, Development and Evaluation Services</b>				
<b>100 Personnel Services – Salaries</b>				
100 Personnel Services – Salaries				149,763.13
<b>Total Personnel Services – Salaries</b>				<b>\$149,763.13</b>
<b>200 Personnel Services – Employee Benefits</b>				
210 Group Insurance – Contracted Provider				17,988.59
220 Social Security Contributions				11,366.53
230 PSERS Retirement Contributions				50,993.23
260 Workers’ Compensation				808.74
270 Group Insurance – Self-Insurance				2,045.28
<b>Total Personnel Services – Employee Benefits</b>				<b>\$83,202.37</b>
<b>400 Purchased Property Services</b>				
430 Repairs and Maintenance Services				1,992.07
<b>Total Purchased Property Services</b>				<b>\$1,992.07</b>
<b>500 Other Purchased Services</b>				
530 Communications				1,271.24
580 Travel				200.00
<b>Total Other Purchased Services</b>				<b>\$1,471.24</b>
<b>600 Supplies</b>				
610 General Supplies			17,914.62	17,914.62
650 Supplies & Fees – Technology Related				56,839.31
<b>Total Supplies</b>			<b>\$17,914.62</b>	<b>\$74,753.93</b>
<b>700 Property</b>				
756 Capitalized Technology Equipment– Original			299,999.76	299,999.76
768 Capitalized Technology Software - Replacement				24,535.27
<b>Total Property</b>			<b>\$299,999.76</b>	<b>\$324,535.03</b>
<b>Total 2810 Planning, Research, Development and Evaluation Services</b>			<b>\$317,914.38</b>	<b>\$635,717.77</b>

General Fund (10)

	<u>Elementary</u>	<u>Secondary</u>	<u>Federal</u>	<u>Total</u>
2650 State and Federal Agency Liaison Services				
00 <u>Other Purchased Services</u>				
580 Travel				125.00
<b>Total Other Purchased Services</b>				<b>\$125.00</b>
00 <u>Other Objects</u>				
810 Dues and Fees				50.00
<b>Total Other Objects</b>				<b>\$50.00</b>
<b>Total 2650 State and Federal Agency Liaison Services</b>				<b>\$175.00</b>

**General Fund (10)**

**2900 Other Support Services**

Elementary

Secondary

Federal

Total

**300 Purchased Professional and Technical Services**

330 Other Professional Services

16,471.22

**Total Purchased Professional and Technical Services**

**\$16,471.22**

**500 Other Purchased Services**

595 IU Payments By Withholding

7,405.20

**Total Other Purchased Services**

**\$7,405.20**

**Total 2900 Other Support Services**

**\$23,876.42**



General Fund (10)

	<u>Elementary</u>	<u>Secondary</u>	<u>Federal</u>	<u>Total</u>
<b>2910 Support Services Not Listed Elsewhere In the 2000 Series</b>				
<b>00 Purchased Professional and Technical Services</b>				
330 Other Professional Services				16,471.22
<b>Total Purchased Professional and Technical Services</b>				<b>\$16,471.22</b>
<b>00 Other Purchased Services</b>				
595 IU Payments By Withholding				7,405.20
<b>Total Other Purchased Services</b>				<b>\$7,405.20</b>
<b>Total 2910 Support Services Not Listed Elsewhere In the 2000 Series</b>				<b>\$23,876.42</b>

EA : 107657503 Southmoreland SD

Printed 12/27/2021 4:18:46 PM

<b>General Fund (10)</b>	
<b>3000 Operation of Non-Instructional Services</b>	<b>Total</b>
<b>100 Personnel Services – Salaries</b>	
100 Personnel Services – Salaries	264,111.03
<b>Total Personnel Services – Salaries</b>	<b>\$264,111.03</b>
<b>200 Personnel Services – Employee Benefits</b>	
220 Social Security Contributions	20,128.53
230 PSERS Retirement Contributions	86,849.20
250 Unemployment Compensation	10,056.61
260 Workers' Compensation	1,442.22
<b>Total Personnel Services – Employee Benefits</b>	<b>\$118,476.56</b>
<b>300 Purchased Professional and Technical Services</b>	
330 Other Professional Services	35,376.58
390 Other Purchased Professional and Technical Services	26,450.88
<b>Total Purchased Professional and Technical Services</b>	<b>\$61,827.46</b>
<b>400 Purchased Property Services</b>	
410 Cleaning Services	12,919.02
430 Repairs and Maintenance Services	1,375.00
440 Rentals	176.56
<b>Total Purchased Property Services</b>	<b>\$14,470.58</b>
<b>500 Other Purchased Services</b>	
510 Student Transportation Services	56,976.56
520 Insurance – General	21,585.00
530 Communications	1,481.21
580 Travel	9,019.41
<b>Total Other Purchased Services</b>	<b>\$89,062.18</b>
<b>600 Supplies</b>	
610 General Supplies	56,508.23
650 Supplies & Fees – Technology Related	1,000.00
<b>Total Supplies</b>	<b>\$57,508.23</b>
<b>800 Other Objects</b>	
810 Dues and Fees	4,916.00
890 Miscellaneous Expenditures	7,647.23
<b>Total Other Objects</b>	<b>\$12,563.23</b>
<b>Total 3000 Operation of Non-Instructional Services</b>	<b>\$618,019.27</b>

General Fund (10)	Elementary	Secondary	Federal	Total
<b>300 Student Activities</b>				
<b>00 Personnel Services – Salaries</b>				
100 Personnel Services – Salaries				261,821.75
<b>Total Personnel Services – Salaries</b>				<b>\$261,821.75</b>
<b>00 Personnel Services – Employee Benefits</b>				
220 Social Security Contributions				19,953.42
230 PSERS Retirement Contributions				86,204.95
250 Unemployment Compensation				9,081.34
260 Workers' Compensation				1,429.90
<b>Total Personnel Services – Employee Benefits</b>				<b>\$116,669.61</b>
<b>00 Purchased Professional and Technical Services</b>				
330 Other Professional Services				30,272.80
390 Other Purchased Professional and Technical Services				26,450.88
<b>Total Purchased Professional and Technical Services</b>				<b>\$56,723.68</b>
<b>00 Purchased Property Services</b>				
410 Cleaning Services				12,919.02
430 Repairs and Maintenance Services				1,375.00
440 Rentals				176.56
<b>Total Purchased Property Services</b>				<b>\$14,470.58</b>
<b>00 Other Purchased Services</b>				
510 Student Transportation Services				56,976.56
520 Insurance – General				21,585.00
530 Communications				1,481.21
580 Travel				9,019.41
<b>Total Other Purchased Services</b>				<b>\$89,062.18</b>
<b>00 Supplies</b>				
610 General Supplies				56,508.23
650 Supplies & Fees – Technology Related				1,000.00
<b>Total Supplies</b>				<b>\$57,508.23</b>
<b>00 Other Objects</b>				
810 Dues and Fees				4,916.00
890 Miscellaneous Expenditures				7,647.23
<b>Total Other Objects</b>				<b>\$12,563.23</b>
<b>Total 3200 Student Activities</b>				<b>\$608,819.26</b>

EA : 107657503 Southmoreland SD

Printed 12/27/2021 4:18:46 PM

General Fund (10)

	<u>Elementary</u>	<u>Secondary</u>	<u>Federal</u>	<u>Total</u>
<b>3300 Community Services</b>				
<b>100 Personnel Services – Salaries</b>				
100 Personnel Services – Salaries				2,289.28
<b>Total Personnel Services – Salaries</b>				<b>\$2,289.28</b>
<b>200 Personnel Services – Employee Benefits</b>				
220 Social Security Contributions				175.11
230 PSERS Retirement Contributions				644.25
250 Unemployment Compensation				975.27
260 Workers' Compensation				12.32
<b>Total Personnel Services – Employee Benefits</b>				<b>\$1,806.95</b>
<b>300 Purchased Professional and Technical Services</b>				
330 Other Professional Services				5,103.78
<b>Total Purchased Professional and Technical Services</b>				<b>\$5,103.78</b>
<b>Total 3300 Community Services</b>				<b>\$9,200.01</b>

General Fund (10)	
400 Facilities Acquisition, Construction and Improvement Services	<u>Total</u>
400 <u>Purchased Property Services</u>	
450 Construction Services	76,008.65
<b>Total Purchased Property Services</b>	<b>\$76,008.65</b>
<b>Total 400 Facilities Acquisition, Construction and Improvement Services</b>	<b>\$76,008.65</b>

**General Fund (10)**

**4600 Existing Building Improvement Services**

Elementary

Secondary

Federal

Total

**400 Purchased Property Services**

450 Construction Services

76,008.65

**Total Purchased Property Services**

**\$76,008.65**

**Total 4600 Existing Building Improvement Services**

**\$76,008.65**

<b>General Fund (10)</b>		
<b>5000 Other Expenditures and Financing Uses</b>		<b>Total</b>
<b>5000 Other Objects</b>		
830 Interest		533,794.29
880 Refunds of Prior Years' Receipts		121.30
<b>Total Other Objects</b>		<b>\$533,915.59</b>
<b>5000 Other Uses of Funds</b>		
910 Redemption of Principal		2,245,000.00
<b>Total Other Uses of Funds</b>		<b>\$2,245,000.00</b>
<b>Total 5000 Other Expenditures and Financing Uses</b>		<b>\$2,778,915.59</b>

EA : 107657503 Southmoreland SD

Printed 12/27/2021 4:18:53 PM

<b>General Fund (10)</b>				
<b>3100 Debt Service / Other Expenditures and Financing Uses</b>	<b>Elementary</b>	<b>Secondary</b>	<b>Federal</b>	<b>Total</b>
<b>800 Other Objects</b>				
830 Interest				533,794.29
880 Refunds of Prior Years' Receipts				121.30
<b>Total Other Objects</b>				<b>\$533,915.59</b>
<b>900 Other Uses of Funds</b>				
910 Redemption of Principal				2,245,000.00
<b>Total Other Uses of Funds</b>				<b>\$2,245,000.00</b>
<b>Total 3100 Debt Service / Other Expenditures and Financing Uses</b>				<b>\$2,778,915.59</b>



General Fund (10)	Elementary	Secondary	Federal	Total
5110 Debt Service				
100 Other Objects				
830 Interest				533,794.29
<b>Total Other Objects</b>				<b>\$533,794.29</b>
100 Other Uses of Funds				
910 Redemption of Principal				2,245,000.00
<b>Total Other Uses of Funds</b>				<b>\$2,245,000.00</b>
<b>Total 5110 Debt Service</b>				<b>\$2,778,794.29</b>

EA : 107657503 Southmoreland SD

Printed 12/27/2021 4:18:53 PM

**General Fund (10)**

	<u>Elementary</u>	<u>Secondary</u>	<u>Federal</u>	<u>Total</u>
<b>5130 Refund of Prior Year Revenues / Receipts</b>				
<b>800 Other Objects</b>				
880 Refunds of Prior Years' Receipts				121.30
<b>Total Other Objects</b>				<b>\$121.30</b>
<b>Total 5130 Refund of Prior Year Revenues / Receipts</b>				<b>\$121.30</b>

	<u>General Fund(10)</u>	<u>Student Sponsored Activity Fund(21)</u>	<u>Public Purpose Trust(27)</u>	<u>Other Compt Approved (28)</u>	<u>Athletic / Activity(29)</u>
<b>00 Instruction</b>					
1100 Regular Programs - Elementary / Secondary	14,001,757.32				
1200 Special Programs - Elementary / Secondary	3,936,101.07				
1300 Vocational Education	571,522.78				
1400 Other Instructional Programs - Elementary / Secondary	136,649.75				
1500 Nonpublic School Programs	6,985.56				
<b>Total Instruction</b>	<b>\$18,653,016.48</b>				
<b>00 Support Services</b>					
2100 Support Services - Students	705,250.10				
2200 Support Services - Instructional Staff	197,758.28				
2300 Support Services - Administration	2,035,996.62				
2400 Support Services - Pupil Health	375,579.06				
2500 Support Services - Business	448,302.26				
2600 Operation and Maintenance of Plant Services	2,488,036.23				
2700 Student Transportation Services	1,949,294.37				
2800 Support Services - Central	635,892.77				
2900 Other Support Services	23,876.42				
<b>Total Support Services</b>	<b>\$8,859,986.11</b>				
<b>00 Operation of Non-Instructional Services</b>					
3200 Student Activities	608,819.26				
3300 Community Services	9,200.01				
<b>Total Operation of Non-Instructional Services</b>	<b>\$618,019.27</b>				
<b>00 Facilities Acquisition, Construction and Improvement Services</b>					
4600 Existing Building Improvement Services	76,008.65				
<b>Total Facilities Acquisition, Construction and Improvement Services</b>	<b>\$76,008.65</b>				
<b>00 Other Expenditures and Financing Uses</b>					
5100 Debt Service / Other Expenditures and Financing Uses	2,778,915.59				
<b>Total Other Expenditures and Financing Uses</b>	<b>\$2,778,915.59</b>				
<b>TOTAL ACTUAL EXPENDITURES &amp; OTHER FINANCING USES</b>	<b>\$30,985,946.10</b>				

	<u>Capital Reserve (690, 1850)(31)</u>	<u>Capital Reserve (1431)(32)</u>	<u>Other Capital Projects Fund(39)</u>	<u>Debt Service(40)</u>	<u>Permanent(90)</u>
<b>000 Instruction</b>					
1100 Regular Programs - Elementary / Secondary					
1200 Special Programs - Elementary / Secondary					
1300 Vocational Education					
1400 Other Instructional Programs - Elementary / Secondary					
1500 Nonpublic School Programs					
<b>Total Instruction</b>					
<b>000 Support Services</b>					
2100 Support Services - Students					
2200 Support Services - Instructional Staff					
2300 Support Services - Administration					
2400 Support Services - Pupil Health					
2500 Support Services - Business					
2600 Operation and Maintenance of Plant Services					
2700 Student Transportation Services					
2800 Support Services - Central					
2900 Other Support Services					
<b>Total Support Services</b>					
<b>000 Operation of Non-Instructional Services</b>					
3200 Student Activities					
3300 Community Services					
<b>Total Operation of Non-Instructional Services</b>					
<b>000 Facilities Acquisition, Construction and Improvement Services</b>					
4600 Existing Building Improvement Services					
<b>Total Facilities Acquisition, Construction and Improvement Services</b>					
<b>000 Other Expenditures and Financing Uses</b>					
5100 Debt Service / Other Expenditures and Financing Uses					
<b>Total Other Expenditures and Financing Uses</b>					
<b>TOTAL ACTUAL EXPENDITURES &amp; OTHER FINANCING USES</b>					

	<u>Total</u>
<b>00 Instruction</b>	
1100 Regular Programs - Elementary / Secondary	14,001,757.32
1200 Special Programs - Elementary / Secondary	3,936,101.07
1300 Vocational Education	571,522.78
1400 Other Instructional Programs - Elementary / Secondary	136,649.75
1500 Nonpublic School Programs	6,985.56
<b>Total Instruction</b>	<b>\$18,653,016.48</b>
<b>00 Support Services</b>	
2100 Support Services - Students	705,250.10
2200 Support Services - Instructional Staff	197,758.28
2300 Support Services - Administration	2,035,996.62
2400 Support Services - Pupil Health	375,579.06
2500 Support Services - Business	448,302.26
2600 Operation and Maintenance of Plant Services	2,488,036.23
2700 Student Transportation Services	1,949,294.37
2800 Support Services - Central	635,892.77
2900 Other Support Services	23,876.42
<b>Total Support Services</b>	<b>\$8,859,986.11</b>
<b>00 Operation of Non-Instructional Services</b>	
3200 Student Activities	608,819.26
3300 Community Services	9,200.01
<b>Total Operation of Non-Instructional Services</b>	<b>\$618,019.27</b>
<b>00 Facilities Acquisition, Construction and Improvement Services</b>	
4600 Existing Building Improvement Services	76,008.65
<b>Total Facilities Acquisition, Construction and Improvement Services</b>	<b>\$76,008.65</b>
<b>00 Other Expenditures and Financing Uses</b>	
5100 Debt Service / Other Expenditures and Financing Uses	2,778,915.59
<b>Total Other Expenditures and Financing Uses</b>	<b>\$2,778,915.59</b>
<b>TOTAL ACTUAL EXPENDITURES &amp; OTHER FINANCING USES</b>	<b>\$30,985,946.10</b>

EA : 107657503 Southmoreland SD

Printed 12/27/2021 4:19:20 PM

**PSERS Salary Data (Salary Data should relate to the General Fund only)**

<b>Amount Description</b>	<b>Amount</b>
Total Salary Base for salaries subject to PSERS withholding	11,895,718.00
Total Federally Funded salaries subject to PSERS withholding	336,694.00

**Title I Expenditure Data**

<b>Amount Description</b>	<b>Amount</b>
Expenditures Funded with Current Title I Funds	374,774.93
Expenditures Funded with Carry over Title I Funds	17,278.17
<b>Total Title I Expenditure Data</b>	<b>\$392,053.10</b>

**Title IV Revenue Data**

<b>Amount Description</b>	<b>Amount</b>
Revenue from Title IV-A-1: Student Support and Academic Enrichment Grants	8,754.95
Revenue from Title IV-B: 21st Century Community Learning Centers	10,366.55

**Title V Revenue Data**

<b>Amount Description</b>	<b>Amount</b>
Revenue from Title V-B-2: Rural and Low-Income School Programs	
Revenue from Title V-B-1: Small Rural School Achievement (Directly from the Federal Govt)	

- 1 . Current Special Education Expenditures/Expenses within Functions 1000, 2000, 3100, and 3200
  
- 2 . Current Special Education Expenditures for Instruction Functions 1000 and 3200
  
- 3 . Current Special Education Expenditures for Pupil Support Services Function 2100 116,131.68
  
- 4 . Current Special Education Expenditures for Instructional Staff Support Services Function 2200
  
- 5 . Current Special Education Expenditures for Student Transportation Support Services Function 2700 423,063.73

Note: Do not report total Special Education expenditures for the functions listed above. Refer to the AFR User Manual for specific instructions on Funds/Functions/Objects to be included and excluded on each line.

	OBJECT	Benefits for Staff Relative to Collective Bargaining Agreements		TOTAL
		COVERED	NOT COVERED	
<b>10 General Fund</b>				
	211 Medical Insurance	1,816,412.72	573,376.29	2,389,789.01
	212 Dental Insurance			
	215 Eye Care Insurance			
	216 Prescription Insurance			
	271 Self-Insurance Medical Benefits			
	272 Self-Insurance Dental Benefits	120,123.65	38,673.29	158,796.94
	275 Self-Insurance Eye Care Benefits	8,049.51	4,507.18	12,556.69
	276 Self-Insurance Prescription Benefits			
	<b>FUND TOTAL</b>	<b>\$1,944,585.88</b>	<b>\$616,556.76</b>	<b>\$2,561,142.64</b>
<b>50 Enterprise Fund</b>	<b>No Self Insurance data to report</b>			
	211 Medical Insurance			
	212 Dental Insurance			
	215 Eye Care Insurance			
	216 Prescription Insurance			
	271 Self-Insurance Medical Benefits			
	272 Self-Insurance Dental Benefits			
	275 Self-Insurance Eye Care Benefits			
	276 Self-Insurance Prescription Benefits			
	<b>FUND TOTAL</b>			
<b>60 Internal Service Fund</b>	<b>No Self Insurance data to report</b>			
	211 Medical Insurance			
	212 Dental Insurance			
	215 Eye Care Insurance			
	216 Prescription Insurance			
	271 Self-Insurance Medical Benefits			
	272 Self-Insurance Dental Benefits			
	275 Self-Insurance Eye Care Benefits			
	276 Self-Insurance Prescription Benefits			
	<b>FUND TOTAL</b>			
<b>Total of All Funds</b>		<b>\$1,944,585.88</b>	<b>\$616,556.76</b>	<b>\$2,561,142.64</b>



Function	Special Education (Prior Year)	Nonspecial Education (Prior Year)	Total (Prior Year)	Special Education (Current Year)	Nonspecial Education (Current Year)	Total (Current Year)
20 Guidance Services	116,131.68	463,461.38	579,593.06	94,904.64	435,534.27	530,438.91
40 Psychological Services	81,151.67		81,151.67	91,549.58		91,549.58
50 Speech Pathology and Audiology Services						
60 Social Work Services						
60 Instruction and Curriculum Development Services						
50 Legal and Accounting Services	7,825.83	70,432.39	78,258.22	9,519.93	129,797.68	139,317.61
20 Medical Services	16,466.74	64,866.96	81,333.70	18,146.21	71,464.71	89,610.92
40 Nursing Services	55,687.54	222,750.14	278,437.68	44,060.72	183,219.47	227,280.19
00 Student Transportation Services	423,063.73	1,692,254.91	2,115,318.64	278,736.60	1,670,557.77	1,949,294.37
<b>Total</b>	<b>\$700,327.19</b>	<b>\$2,513,765.78</b>	<b>\$3,214,092.97</b>	<b>\$536,917.68</b>	<b>\$2,490,573.90</b>	<b>\$3,027,491.58</b>

(PRINCIPAL AMOUNTS ONLY)

**GOVERNMENTAL FUNDS/ ACTIVITIES**

	Short-Term Borrowing	General Obligation Bonds/Notes	Authority Building Obligations	Other Long-Term Debt	Other Post-Employment Benefits (OPEB)	Compensated Absences	Net Pension Liability	Total
Debt at Beginning of Fiscal Year		21,177,000.00		840,000.00	4,196,356.00	707,907.52	41,748,800.00	68,670,063.52
Additional Debt Incurred During Year				543,900.00	40,176.00	26,026.30		610,102.30
Retirements and Repayments		2,245,000.00		304,000.00			100,880.00	2,649,880.00
Debt at End of Fiscal Year		18,932,000.00		1,079,900.00	4,236,532.00	733,933.82	41,647,920.00	66,630,285.82
Accreted Interest at End Of Fiscal Year								
Total Debt and Accreted Interest		18,932,000.00		1,079,900.00	4,236,532.00	733,933.82	41,647,920.00	66,630,285.82
Current Portion P&I - Due within 1 year		2,774,793.10		299,900.00				3,074,693.10
Interest Paid during current fiscal year		533,794.29						533,794.29

(PRINCIPAL AMOUNTS ONLY)

**PROPRIETARY FUNDS**

	Short-Term Borrowing	General Obligation Bonds/Notes	Authority Building Obligations	Other Long-Term Debt	Other Post-Employment Benefits (OPEB)	Compensated Absences	Net Pension Liability	Total
Debt at Beginning of Fiscal Year					58,710.00	48,580.00	1,291,200.00	1,398,490.00
Additional Debt Incurred During Year						2,075.00		2,075.00
Retirements and Repayments					2,250.00		3,120.00	5,370.00
Debt at End of Fiscal Year					56,460.00	50,655.00	1,288,080.00	1,395,195.00
Accreted Interest at End Of Fiscal Year								
Total Debt and Accreted Interest					56,460.00	50,655.00	1,288,080.00	1,395,195.00
Current Portion P&I - Due within 1 year								
Interest Paid during current fiscal year								

**Total Principal and Interest Payments Made by Your School - All Funds**

Function	Fund		Principal (910)	Principal (920)	Interest (830)	Total (Principal +Interest)	Misc Other Uses (990)
10	10	General Fund	2,245,000.00		533,794.29	2,778,794.29	
10	20	Special Revenue Funds					
10	30	Capital Projects Funds					
10	40	Debt Service Fund					
10	90	Permanent Fund					
20	10	General Fund					
20	20	Special Revenue Funds					
20	30	Capital Projects Funds					
20	40	Debt Service Fund					
<b>Total Debt Payments - Governmental Funds</b>			<b>\$2,245,000.00</b>		<b>\$533,794.29</b>	<b>\$2,778,794.29</b>	

Function	Fund		Principal (910)	Principal (920)	Interest (830)	Total (Principal +Interest)	Misc Other Uses (990)
10	50	Enterprise Fund					
10	60	Internal Service Fund					
120	50	Enterprise Fund					
120	60	Internal Service Fund					
<b>Total Debt Payments - Proprietary Funds</b>							

**Debt Details**

**Governmental Funds/ Activities**

Debt Category	Debt Issue Date (MM/YYYY)	Debt at Beginning of Fiscal Year	Principal Amounts Only		Debt at End of Fiscal Year	Current Portion Due Within One Year (Principal and Interest)	Interest Paid During Fiscal Year
			Additions	Reductions / Repayments			
General Obligation Bonds/Notes – CIB	01/2020	9,436,000.00		199,000.00	9,237,000.00	424,764.30	225,520.41
General Obligation Bonds/Notes – CIB	01/2020	8,971,000.00		11,000.00	8,960,000.00	1,585,628.80	199,873.88
General Obligation Bonds/Notes – CIB	02/2013	120,000.00		120,000.00			2,400.00
General Obligation Bonds/Notes – CIB	4/2014	2,650,000.00		1,915,000.00	735,000.00	764,400.00	106,000.00
Other Long Term Debt/Liabilities		840,000.00	543,900.00	304,000.00	1,079,900.00	299,900.00	
Compensated Absences		707,907.52	26,026.30		733,933.82		
Other Post-Employment Benefits (OPEB)		4,196,356.00	40,176.00		4,236,532.00		
Net Pension Liability		41,748,800.00		100,880.00	41,647,920.00		
<b>Totals for Debt Entered:</b>		<b>\$68,670,063.52</b>	<b>\$610,102.30</b>	<b>\$2,649,880.00</b>	<b>\$66,630,285.82</b>	<b>\$3,074,693.10</b>	<b>\$533,794.29</b>

**Bond Details**

**Proprietary Funds**

Debt Category	Debt Issue Date (MM/YYYY)	Debt at Beginning of Fiscal Year	Principal Amounts Only		Debt at End of Fiscal Year	Current Portion Due Within One Year (Principal and Interest)	Interest Paid During Fiscal Year
			Additions	Reductions / Repayments			
Compensated Absences		48,580.00	2,075.00		50,655.00		
Other Post-Employment Benefits (OPEB)		58,710.00		2,250.00	56,460.00		
Net Pension Liability		1,291,200.00		3,120.00	1,288,080.00		
<b>Totals for Debt Entered:</b>		<b>\$1,398,490.00</b>	<b>\$2,075.00</b>	<b>\$5,370.00</b>	<b>\$1,395,195.00</b>		

**General Fund (10)**

**Section 1: Tuition/Purchased Services as Reported within Expenditure Detail**

	<b>Amount</b>
Tuition Reported in General Fund Expenditures 1000-560	2,830,849.26
Purchased Services in General Fund Expenditures 1000-594 and 1000-597	
<b>Section 1 Total</b>	<b>\$2,830,849.26</b>

**Section 2: Tuition Paid to Institution Types During Fiscal Year**

	<b>Tuition Paid For Nonspecial Education</b>	<b>Tuition Paid For Special Education</b>	<b>Total</b>
1 1306 Institutions			
2 Institutionalized Children's Programs			
3 Juveniles Incarcerated in Adult Facilities			
4 Residential Treatment Facilities			
5 Other Local Education Agencies			
6 Brick and Mortar Charter Schools			
7 Cyber Charter Schools	1,193,752.32	625,938.16	1,819,690.48
8 Career and Technology Centers	571,522.78		571,522.78
9 Approved Private Schools		435,750.00	435,750.00
10 PA Chartered Schools for the Deaf and Blind			
11 Private Residential Rehabilitative Institutions			
12 Juvenile Detention Centers	3,886.00		3,886.00
13 Special Program Jointures			
14 Other Tuition Not Included Elsewhere In This Section			
<b>Section 2 Total</b>	<b>\$1,769,161.10</b>	<b>\$1,061,688.16</b>	<b>\$2,830,849.26</b>

Fund	School	School Number	Local Personnel	Local Nonpersonnel	State Personnel	State Nonpersonnel	Federal Personnel	Federal Nonpersonnel	Total Explanation
0	Southmoreland El Sch	6932	4,488,489.60	435,166.55	0.01	251,797.89	113,116.86	0.01	5,288,570.92
	Southmoreland MS	8102	4,158,239.47	318,137.88	0.01	0.01	28,295.65	0.01	4,504,673.03
	Southmoreland Primary Center	7978	1,924,693.83	234,733.66	367,726.29	0.01	678,837.99	23,299.30	3,229,291.08
	Southmoreland SHS	6191	5,845,480.18	541,707.58	0.01	0.01	2,815.12	0.01	6,390,002.91
<b>Total</b>			<b>16,416,903.08</b>	<b>1,529,745.67</b>	<b>367,726.32</b>	<b>251,797.92</b>	<b>823,065.62</b>	<b>23,299.33</b>	<b>19,412,537.94</b>